



**The Corporation of The Nation Municipality  
Special Council Agenda**

**Meeting #:** 2024-22  
**Date:** November 6, 2024  
**Time:** 1:00 p.m.  
**Location:** Town Hall, 958 Route 500 West, Casselman

**Chair:** Francis Brière, Mayor

**Prepared by:** Julie Langlois, Administrative Assistant

**Reviewed by:** Aimée Roy, Clerk

**Video:** Council meetings are streamed live on The Nation's YouTube channel.

**Special Council meeting dedicated to budget deliberations for 2025.**

---

	<b>Pages</b>
1. Roll Call	
2. Additions and Modifications	
3. Adoption of Agenda	
4. Disclosure of Pecuniary Interest	
5. Adoption of Council Minutes	
6. Presentations, Delegations, and Petitions	
7. Consent Items	
8. Reports from Departments and Council Committees	
8.1 Budget deliberations for 2025	
8.1.1 Presentation about the municipal budget	5
8.1.2 First draft of 2025 budget	39
As presented on October 28, 2024 regular meeting.	
9. Reports from an Investigator or the Ombudsman	
10. Notices of Motion	
11. Resolutions	
12. By-laws	

13. **New Business Reports**
14. **Other Business presented by Council Members**
15. **Public Consultations & Hearings**
16. **Announcements**
17. **Strategic Discussion**
18. **Closed session**
19. **Confirming By-law**
20. **Notice of public meeting**
21. **Adjournment**

**Corporation de la municipalité de La Nation  
Ordre du jour, Réunion de Conseil Extraordinaire**

**N° de la réunion :** 2024-22  
**Date :** le 6 novembre 2024  
**Heure :** 13 h 00  
**Endroit :** Hôtel de ville, 958 route 500 ouest, Casselman

**Président :** Francis Brière, Maire

**Préparé par :** Julie Langlois-Caisse, Assistante administrative

**Révisé par:** Aimée Roy, Greffière

**Vidéo :** la réunion du Conseil sera diffusée en direct sur [YouTube](#)

**Réunion de Conseil extraordinaire dédiée aux délibérations budgétaires pour 2025.**

---

	<b>Pages</b>
1. Appel de présences	
2. Additions et modifications	
3. Adoption de l'ordre du jour	
4. Déclaration d'intérêt pécunier	
5. Adoptions de procès-verbaux du Conseil	
6. Présentations, délégations et pétitions	
7. Items par consentement	
8. Rapports des départements et des comités du Conseil	
8.1 Délibérations budgétaires pour 2025	
8.1.1 Présentation sur le budget municipal	5
8.1.2 Première ébauche du budget 2025 Tel que présenté à la réunion ordinaire du 28 octobre 2024.	39
9. Rapports d'un enquêteur ou de l'Ombudsman	
10. Avis de motion	

11. Résolutions
12. Règlements
13. Rapports concernant des nouveaux dossiers
14. Autres dossiers présentés par les membres du Conseil
15. Consultations publiques et audiences
16. Annonces
17. Discussions stratégiques
18. Huis clos
19. Règlement pour confirmer les procédures du Conseil
20. Avis de réunion publique
21. Ajournement

# **THE NATION MUNICIPALITY**



**First Draft**

November 6-7, 2024

## Contents

ABOUT THE MUNICIPAL BUDGET.....	3
TAXATION AND CHARGES.....	5
HR ACTION PLAN.....	9
CAPITAL INVESTMENTS.....	10
FLEET MANAGEMENT.....	14
RESERVES, RESERVE FUNDS, AND DEFERRED REVENUE.....	15
OPERATION BUDGET SUMMARY.....	17

## **ABOUT THE MUNICIPAL BUDGET**

The *Ontario Municipal Act* requires that Ontario municipalities prepare and approve a budget each year.

All municipalities are required to have a balanced budget, it can not incur a deficit. To balance its budget, the municipality can either increase its revenues (property tax or fees) or manage expenses by reducing or modifying service levels.

The budget is a forward-looking estimate of the year to come. It consists of two components:

1. The operating budget – which includes day-to-day expenses.
2. The capital budget – which plans for the purchase, financing of assets and improvements to existing infrastructure.

The budgeting process allows municipalities to prioritize projects, programs and services based on anticipated revenue and expenses. The budget is a work plan establishing spending as well capital priorities for the year to come.

## **DEVELOPING THE 2025 BUDGET**

### *TIMELINE*

September 16, 2024 – Public meeting to receive resident requests

September 30, 2024 – Deadline for receiving resident requests by email

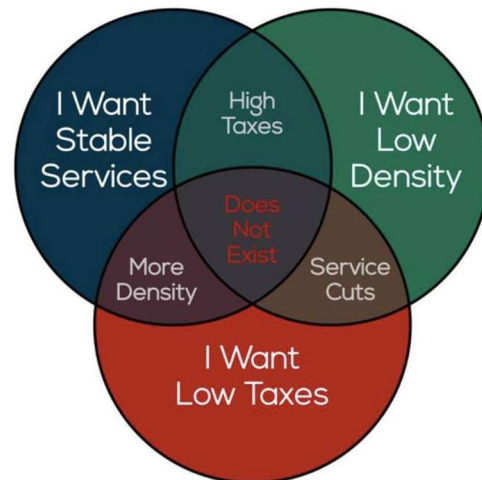
October 28, 2024 – Delivery of the preliminary budget to Council

November 6-7, 2024 – Detailed budget deliberations

November 18, 2024 – Presentation of final draft of the budget to council (subject to change)

Preparation of the 2025 budget began in mid-summer whereby departments began planning their budget keeping in mind the financial implications of the current economic situation and how it impacts not only the municipality but residents as well. The priority was set on maintaining current service levels, evaluating present-day resources and understanding the impacts of potential alternative service levels. From a finance perspective, continuing to fund reserves and reserve funds remains an important pillar to assist in the short-term and long-term planning of future capital costs.

This diagram highlights the budgetary trade-offs that council faces when balancing residents' preferences for stable services, low taxes, and low-density living. Each circle represents a common priority among residents, but the overlapping sections show that achieving all three simultaneously isn't feasible within a typical budget. For example, maintaining stable services at low tax levels would require higher density to increase the tax base. Conversely, sustaining both low density and stable services often results in the need for higher taxes. This visual emphasizes that council's budget decisions must navigate these conflicting priorities, making it essential to prioritize and communicate the necessary compromises to maintain financial sustainability and service quality.



The goals, priorities and issues faced in the development of the budget included:

- Continuing to improve the transmission of information by making it clearer and easier to understand;
- Managing the competing priorities of maintaining service levels and keeping tax rate increases as low as possible;
- Keeping up with aging infrastructure
- The unpredictability of provincial and federal funding
- Inflationary pressures while remaining competitive
- Overall economic pressures, including third party increases outside of our control, such as the OPP

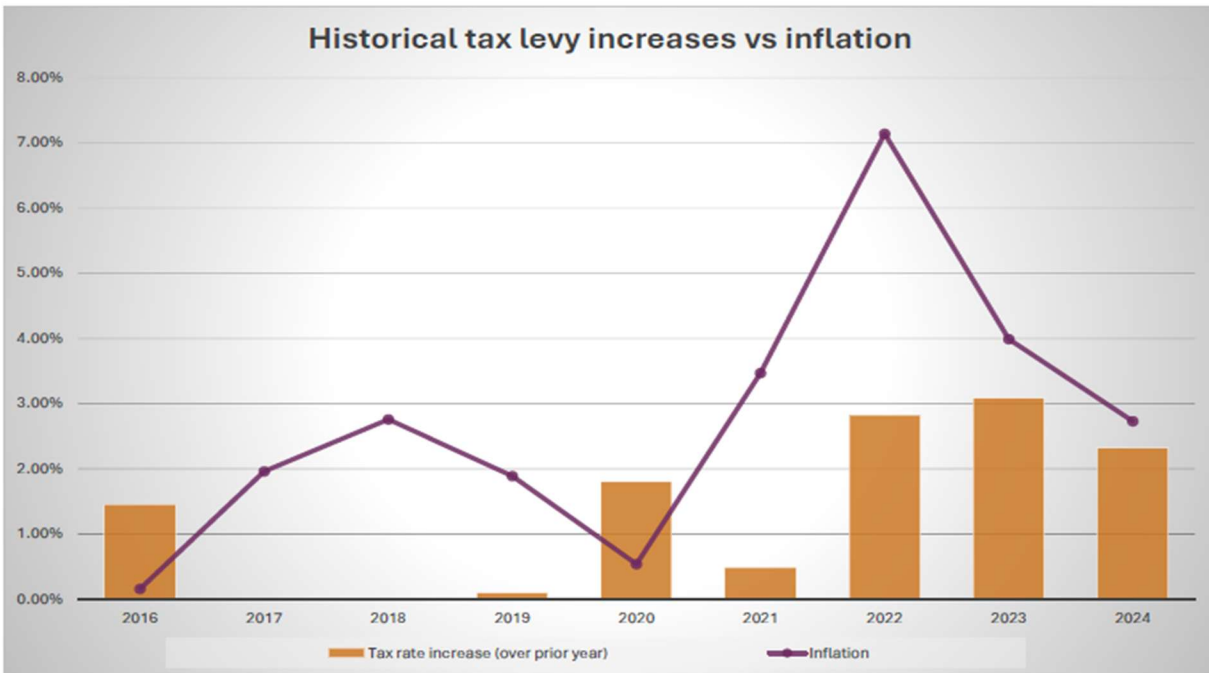
As mentioned above, a municipality is required to balance its budget every year. This first draft of the budget is a working draft and, as such, is not balanced. It is presented to council to discuss options and possibilities in terms of revenue increases and expense management.



## TAXATION AND CHARGES

### TAXATION

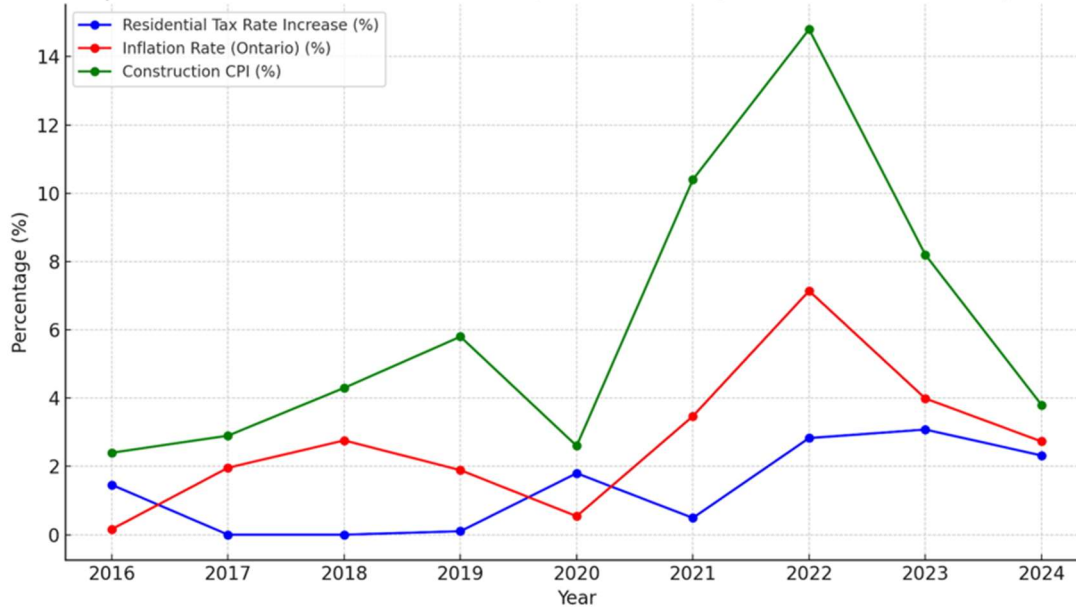
The historical tax levy increases versus inflation are presented below. As shown, levy increases were well below inflation for a number of years. In other words, the municipality’s revenues did not follow the rise in expenses despite the expectation of service levels remaining the same. This caused reductions in areas such as staffing to support growth, capital investments, and reserve contributions, for example. Costs not likely to decrease means that revenues will eventually have to catch up so that service levels are not reduced. Also worth noting is that levy increases were minimal for several years which also contributes to the shortfall we see today.



To further support the previous point, the following graph incorporates the construction CPI which would have affected our capital investments in past years.

Compounded totals (2016-2024):  
 Residential Tax Rate Increase: 12.68%  
 Inflation Rate: 27.31% (Shortfall: 14.63%)  
 Construction CPI: 69.81% (Shortfall: 57.13%)

Line Graph of Residential Tax Rate Increase, Inflation Rate, and Construction CPI (2016-2024)



It is important to note that the tax rate does not tell the whole story as the amount of municipal taxes a resident will pay is largely based on the assessment of their property. Thus, while The Nation’s tax rate is among the highest in the UCPR, the municipality’s average property assessment ranks fourth highest. Its taxes on the average assessment rank third highest.

MUNICIPALITY	AVERAGE ASSESSMENT**	RANKING (HIGH – LOW)	MUN TAXES (\$)	RANKING (HIGH – LOW)
The Nation	253,449	4	1,931	3
Alfred & Plantagenet	211,879	7	1,552	6
Casselman	287,390	2	1,894	4
Champlain	229,073	6	1,538	7
Clarence Rockland	285,495	3	2,108	1
East Hawkesbury	224,590	5	1,142	8
Hawkesbury	163,102	8	1,940	2
Russell	326,097	1	1,800	5

\*\*MTE Property Tax and Tax Policy Study, December 2023

An analysis of population and area by municipality reveals that The Nation has the second lowest population density in the United Counties of Prescott and Russell (UCPR) and spans the largest territory. With fewer residents contributing tax revenue per square kilometer, our municipality

faces unique challenges in funding services and infrastructure across this vast area. As a result, we must maximize each tax dollar to meet the demands of a dispersed population efficiently.

MUNICIPALITY	AREA*** (KM <sup>2</sup> )	RANKING (HIGH-LOW)	POPULATION	RANKING (HIGH-LOW)	POPULATION DENSITY (/ KM <sup>2</sup> )
The Nation	658.32	1	13,350	3	20.3
Alfred & Plantagenet	392.31	2	9,949	5	25.4
Casselman	5.12	8	3,970	7	775.4
Champlain	207.27	5	8,665	6	41.8
Clarence Rockland	297.71	3	27,307	1	91.7
East Hawkesbury	235.18	4	3,104	8	13.2
Hawkesbury	9.62	7	10,194	4	1,059.7
Russell	199.11	6	21,090	2	105.9

\*\*\*2023 FIR

## PROPOSED 2025 RESIDENTIAL TAX RATE

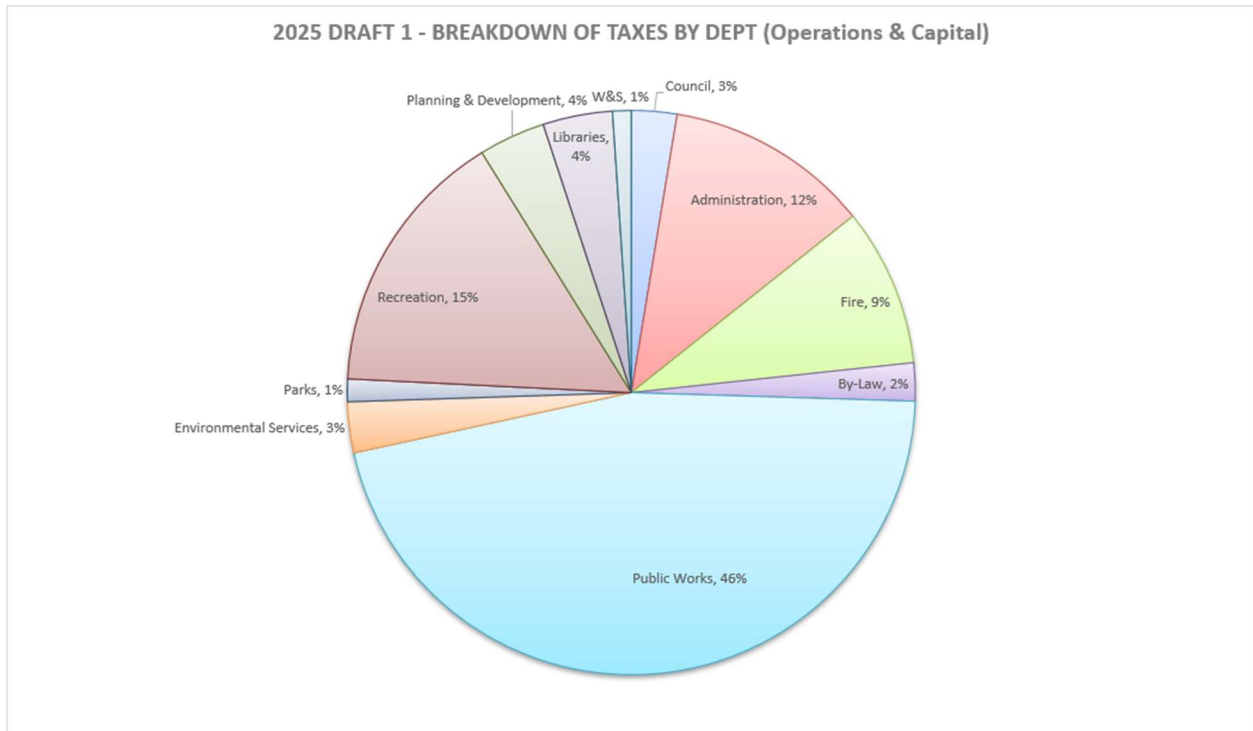
The impact of residential tax for residents is based on the net tax for all services and the total assessment returned by the Municipal Property Assessment Corporation (MPAC). Municipalities also collect taxes on behalf of the school boards and the United Counties of Prescott and Russell. School board rates are determined by the province while the county rate is set by the counties.

This first draft of the 2025 budget includes estimates which reflect an overall increased levy of \$1,132,413 for operations and capital.

For an average assessment of \$300,000, this increase means an additional \$177.31 per year in taxes, or \$14.78 per month.

For purposes of the 2025 budget deliberations, a 1% tax increase represents approximately \$149,213 in additional revenues.

The breakdown of the proposed tax levy by department is as follows:



## OTHER CHARGES

### *WATER & WASTEWATER RATES*

The revenue generated from the water & wastewater billing is allocated to cover operational expenses, maintain sufficient reserves for existing infrastructure, and manage any related debt. To sustain current service levels, rates for both services will rise in 2025.

For homes with both services in Limoges, the quarterly bill will increase by \$30.21 to \$345.85, for an average consumption of 40m<sup>3</sup>. This represents an increase of \$10.07 per month.

For homes with both services in St-Isidore, the quarterly bill will increase by \$33.80 to \$418.38 for an average consumption of 40m<sup>3</sup>. This represents an increase of \$11.27 per month.

The sewer rate will increase by \$11.25 to \$154.65 per quarter (or \$3.75 per month).

Detailed rates for each tier are presented in the Water & Wastewater section.

### *ENVIRONMENTAL CHARGE*

The environmental charge is expected to rise by \$10 from its current \$180 to \$190 for 2025. This charge, which covers a variety of environmental services offered to residential residents includes weekly household waste collection, annual large item collection, hazardous waste collection, dog

waste collection and dog waste bins, mattress collection, to name a few. The charge also includes an amount transferred to reserve to cover expenses of the three closed landfills as well as the three landfills that will need to be closed in the future.

*FIRE CHARGE*

The fire charge is expected to increase by \$2.50 to \$87.50 for 2025. This charge secures sufficient reserves for fire services capital expenditures in 2025 and beyond, ensuring adequate service levels and compliance with provincial equipment standards and safety guidelines. More details concerning this fee can be found in the Fire Services section.

*POLICE SERVICES USER FEE (NEW)*

The Ontario Provincial Police (OPP) plays a crucial role in maintaining the safety and security of our community by providing essential policing services. Each year, the OPP estimates the annual cost of these services and determines the fee payable by each municipality. In the past, the cost of police services was included in the tax rate. For 2025, it has been segregated and charged back the same way it is charged to the municipality. This change allows us to clearly display the cost of policing services, ensuring that taxpayers understand exactly where their contributions are going. By itemizing this fee, we aim to provide greater clarity and accountability in how your tax dollars are spent. The fee for 2025 will be \$353. More details concerning this fee can be found in the Police Services section.

**HR ACTION PLAN**

Council accepted to go ahead with the proposed HR action plan in September of 2024. An updated status of the plan can be found below:

DEPARTMENT	POSITION	YEAR REQ'D	INCLUDED IN BUDGET			
			2025	2026	2027	2028
CAO Office	Deputy Clerk	2025	X			
	Administrative Clerk	2025	X			
	Archiving Clerk	2025	X			
	Payroll & HR Tech – Contract to Permanent	2025	X			
	HR/Health & Safety Admin support	2027				

DEPARTMENT	POSITION	YEAR REQ'D	INCLUDED IN BUDGET			
			2025	2026	2027	2028
Planning, Building & Economic Development	Asset Management / Civil Technician	2025	X			
	Deputy Building Inspector	2026	X			
	Junior Planner	2026				
	Enforcement Officer (change current PTE to FTE)	2027				
	Community Economic Development Officer	2028				
Water & Wastewater	Operator	2028				
Public Works	Operator	2028				
Environmental Services	Labourer (May – Oct)	2025	X			
Parks & Rec	Operator	2025	X			
Finance	Tax Tech / Utilities Clerk	2027				

The total amount of full-time positions in the 2025 budget is 77.5. Full-time employees are spread as follows among the departments:

DEPARTMENT	2024	2025 <sup>A</sup>	CHANGE
Council	7	7	-
CAO, Clerk's office, finance & administration	13	15	+2
Building	2	3	+1 <sup>B</sup>
Fire Services	0	0	-
Public Works	21	21	-
Water & Wastewater	9	9	-
Environmental Services	3	3.5	+0.5
Parks & Recreation	9	10	+1 <sup>C</sup>
Planning, By-Law, and Economic Development	5	6	+1
Library	3	3	-
<b>Total</b>	<b>72</b>	<b>77.5</b>	<b>+5.5</b>

A - Proposed

B -Paid by increase in Building Permit Revenue

C -No taxation impact, managed through departmental restructuring

## CAPITAL INVESTMENTS

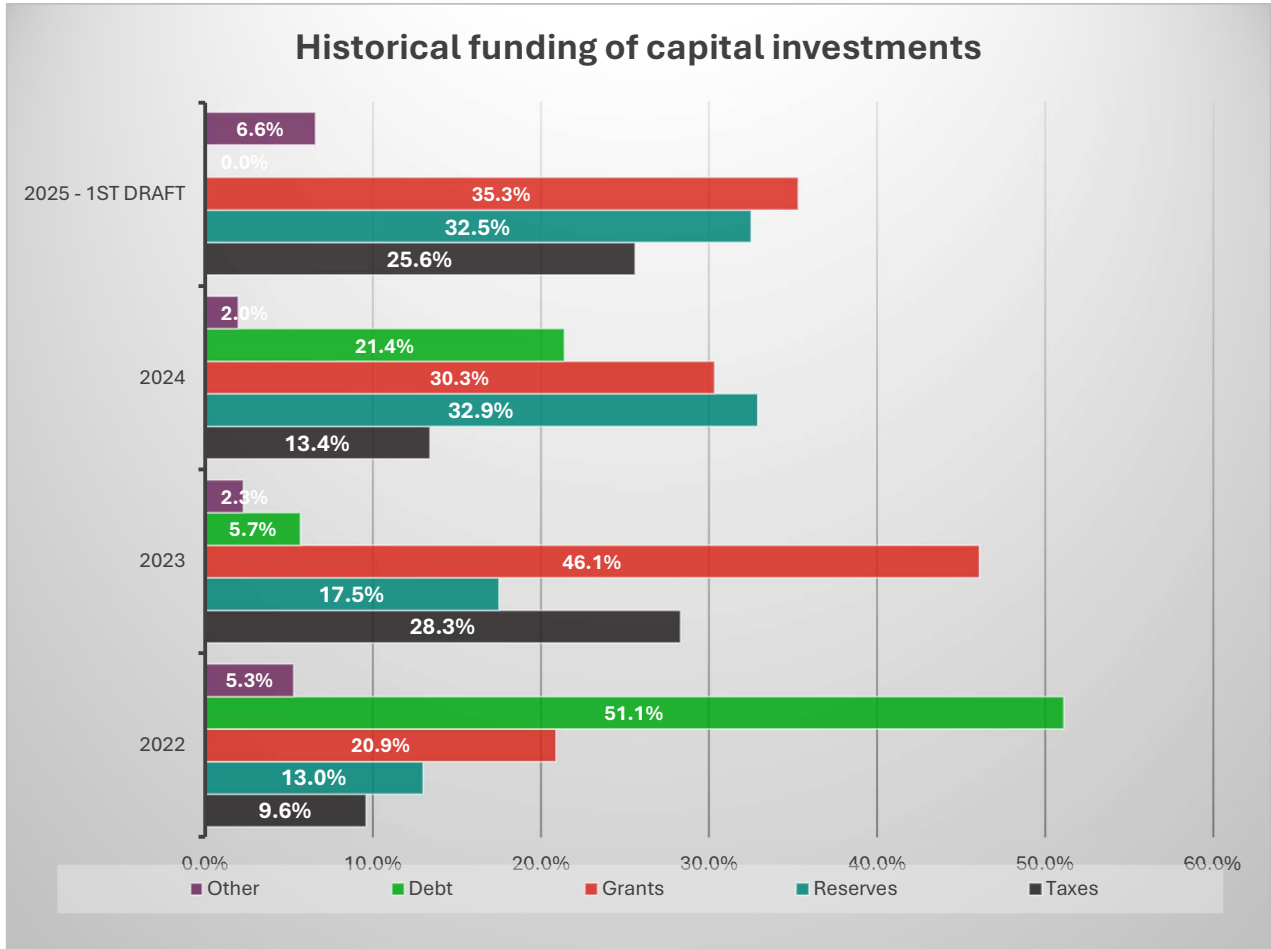
The 2025 capital budget covers capital items from large infrastructure to smaller assets and other long-term projects. The capital budget is the municipality's plan to purchase, build, maintain, repair, and replace capital assets and infrastructure while reflecting strategic plans, capital

requirements as per the asset management plan and the needs of the community. Planning the capital budget can be tricky. Capital requirements to stay on track with the asset management plan, community needs and requests, and infrastructure required for growth must all be balanced out against available funding as well as consideration for the long-term planning of the municipality.

Funding of capital can be done through a variety of methods, each offering unique advantages and suited to different financial strategies. These methods are outlined below:

- i. Grants: funding can be conditional (specific use) or unconditional (varied use). Most grants are yet unconfirmed for the 2025 year, so estimates based on prior year and will be updated as actual figures are available.
- ii. Development charges: fees paid by developers for infrastructure tied to growth, used only for growth-related projects.
- iii. Reserves and reserve funds: funds set aside for future capital. Reserves can be reallocated by council, while reserve funds are for specific statutory purposes and cannot be reallocated.
- iv. Debt: borrowed funds for capital projects, repaid in future years.

Capital investments are ongoing, and the municipality should regularly fund replacements to maintain service levels. With decreasing debt availability and unpredictable grants, reserves have increasingly funded capital. A recent funding breakdown is provided below.

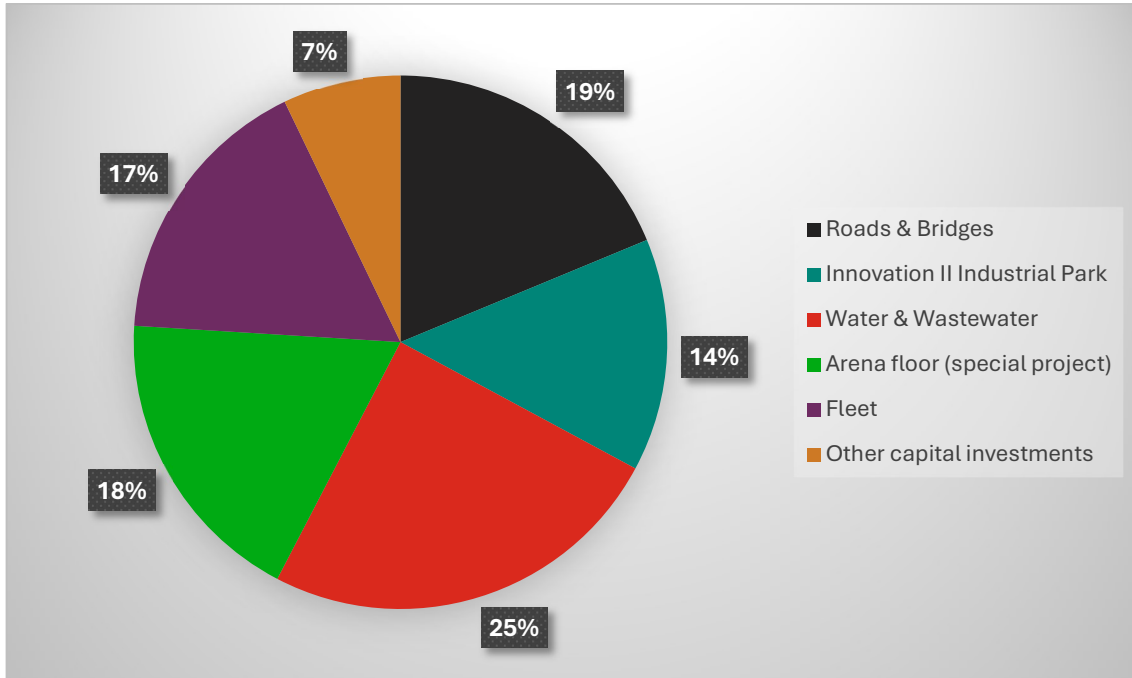


With the use of debt being more and more limited, the chart above shows the increased use of reserves to fund capital investments. Funding of reserves will be key for this to remain an option in the long-term.

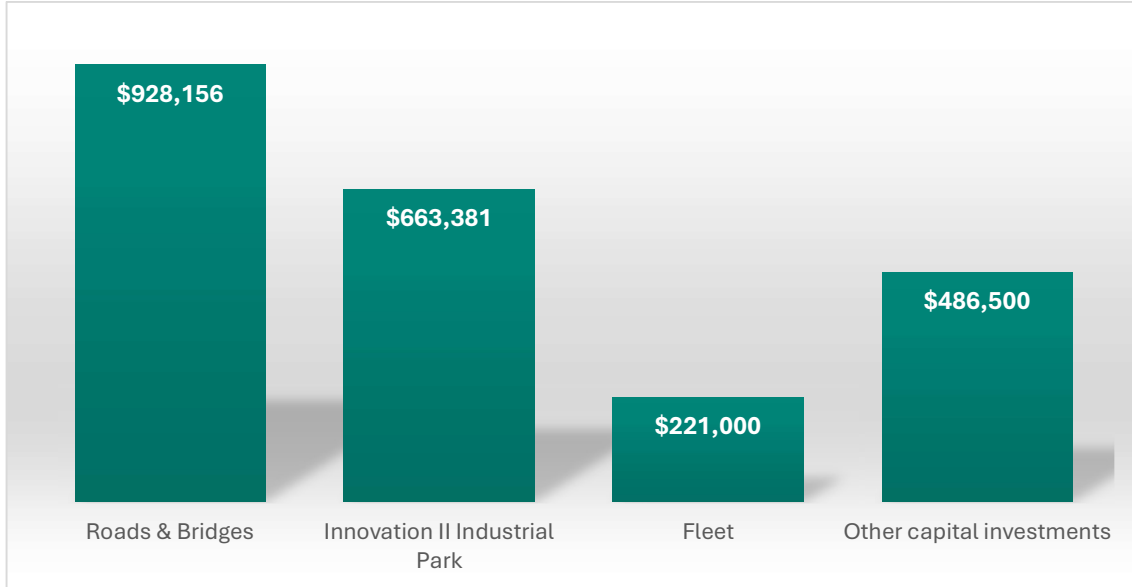
Capital investments for 2025 total \$10,628,950. The proposed sources of funding for capital investments as at this first draft are included in the table in Appendix A of the budget report submitted on October 28. In this first draft, some sources are included as estimates as we are still awaiting confirmation of actual amounts.

Capital investments are spread among several departments and categories of assets. For 2025, the breakdown of budgeted investments, before funding sources, is as follows:





Budgeted investments funded by tax dollars (at the first draft of the budget) are broken down as follows. These are subject to change until the final draft of the 2025 budget.



The management team has already gone through the list of capital projects proposed and cut back to limit the use of debt and the impact on the tax rate. As such, several road paving and park and hall enhancement projects were removed for this year.

## FLEET MANAGEMENT

Fleet management involves the strategic oversight of municipal vehicles to ensure they operate efficiently, safely, and sustainably. To maintain these efforts and accommodate future needs, it is crucial to establish financial reserves which can fund the replacement of aging vehicles, invest in new technologies, and cover unexpected repairs, ensuring the fleet remains reliable and cost-effective over the long term. As shown in the table below, the required transfer to the fleet reserve was not achieved in past years. In the long term, this means that the fleet reserve will be underfunded and, while it can be a source to fund some vehicles, most of the fleet required in any given year will have to be funded through other sources.



Every year, the fleet is reviewed to ensure vehicles are replaced at optimal time. In 2025, a total of 10 vehicles are due for replacement for a total of \$1,792,800 with proposed funding as follows:

Fleet reserve	\$106,000
Reserve funds (water & wastewater, environmental services, fire charge)	992,800
Grants	473,000
Taxes	221,000
<b>Total</b>	<b>\$1,792,800</b>

## **RESERVES, RESERVE FUNDS, AND DEFERRED REVENUE**

Projected balances on December 31, 2024 are presented below. These balances were considered in the elaboration of the 2025 budget and \$3,839,839 is planned to be used from reserves and reserve funds to fund capital projects.

<b>RÉSERVES RESERVES</b>	<b>Estimated / Estimé 12.31.2024</b>
Working Capital / Fonds de roulement	1,530,193
Ward donation balances / Soldes de dons des quartiers	2,318
Administration	
Building Reno / Améliorations bâtiment	254,116
Divers	293,181
Employee / Employé	47,499
IT / TIS	81,805
Land sale / Vente de terrain Manitou	125,310
Vehicle & equipment fleet / Flotte de véhicules & équipements	521,158
Storm Management / Égout Pluviaux	166,000
Solar Panel / Panneaux solaire	268,341
Election	32,322
Fire Department / Service d'incendie	728,928
Quarry Rehabilitation South Plantagenet	172,992
Public Works / Travaux publics	
Pont Latour	84,795
Public Works Roads carried forward	40,000
Recreation / Récréation	
Artificial Ice / Glace artificielle	685,747
Capital after Master Plan / Plan directeur	570,647
St Bernardin Hall	26,485
St Albert Hall Plans	124,460
Limoges Hall	36,500
Sports Complexe / Complexe sportif	10,000
Planning / Urbanisme	
Official Plan Limoges & St Isidore	36,910
Economic Development / Développement Économique	74,000
Library / Bibliothèques	283,537
<b>Total</b>	<b>6,197,241</b>

<b>RÉSERVES DE PARCS PARK RESERVES</b>	<b>Estimated / Estimé 12.31.2024</b>
St Isidore Park	41,312
St Isidore Skating & Splash Pad	9,990
Ste Rose Park	9,008
St Bernardin Park (Jean Paul Charlebois)	8,756
Fournier Park	4,557
Forest Park Park	1,200
Limoges Park	3,995
Parc Giroux Park	8,177
Cambridge Forest Estate	20,067
Limoges Bingo Park	2,967
Limoges Anciens Combatant	1,017
Nation Social Committee	4,267
<b>Total</b>	<b>115,313</b>

<b>FONDS DE RÉSERVES RESERVE FUNDS</b>	<b>Estimated / Estimé 12.31.2024</b>
Environment	1,962,734
General Sewer / Égouts général	3,118,291
Sewers / Égouts St Albert	311,633
Sewers / Égouts St Isidore	32,542
Sewers Growth / Égouts croissance Limoges	81,504
Sewers / Égouts Fournier	10,536
Water / Eau Projet Brisson	1,401
Water / Eau Castor Rd	6,470
Water / Eau St Isidore	357,390
Water Growth / Eau Croissance Limoges	-252,958
Water / Eau Limoges	332,022
Ponceau CFE	8,059
<b>Total</b>	<b>5,969,624</b>

<b>DEFERRED REVENUE REVENUE REPORTÉ</b>	<b>Estimated / Estimé 12.31.2024</b>
Parkland / Fins de parc	205,052
Dev Charge / Redevances d'aménagement	1,071,231
Building / Construction	132,056
Fire Department	25,570
Water & Sewer / Eau & Égouts	20,304
St Albert Park / Parc St Albert	2,000
Limoges Park / Parc Limoges	140
Recreation bank transfers / Transfert de banque récréation	35,703
<b>TOTAL</b>	<b>1,492,056</b>

## **OPERATION BUDGET SUMMARY**

The operational budget summary by department is presented in Appendix A of the budget report. Variance report for budgeted operations of 2025 vs 2024 is presented in Appendix B of the budget report submitted on October 28.

# LA MUNICIPALITÉ DE LA NATION



**Première Ébauche**

6 -7 novembre 2024

**Table des matières**

À PROPOS DU BUDGET MUNICIPAL ..... 3

TAXATION ET CHARGES ..... 5

PLAN D’ACTION RH ..... 9

INVESTISSEMENTS EN CAPITAL..... 11

GESTION DE LA FLOTTE.....14

RÉSERVES, FONDS DE RÉSERVE, ET REVENUES REPORTÉS .....15

SOMMAIRE DU BUDGET D’OPÉRATIONS .....17

## **À PROPOS DU BUDGET MUNICIPAL**

La *Loi sur les municipalités de l'Ontario* exige que les municipalités de l'Ontario préparent et approuvent un budget chaque année.

Toutes les municipalités sont tenues d'avoir un budget équilibré, c'est-à-dire qu'elles ne peuvent pas enregistrer de déficit. Pour équilibrer son budget, la municipalité peut soit augmenter ses recettes (impôts fonciers ou redevances), soit gérer ses dépenses en réduisant ou en modifiant les niveaux de service.

Le budget est une estimation prospective de l'année à venir. Il se compose de deux éléments :

1. Le budget de fonctionnement - qui comprend les dépenses quotidiennes.
2. Le budget d'investissement - qui planifie l'achat, le financement des actifs et l'amélioration des infrastructures existantes.

Le processus budgétaire permet aux municipalités de hiérarchiser les projets, les programmes et les services en fonction des recettes et des dépenses prévues. Le budget est un plan de travail qui établit les priorités en matière de dépenses et d'investissements pour l'année à venir.

## **L'ÉLABORATION DU BUDGET 2025**

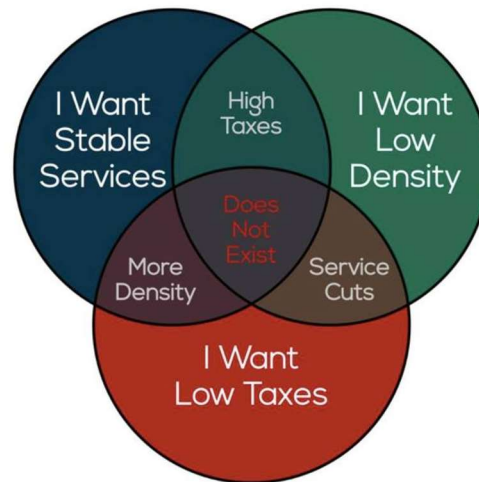
### *HORAIRE*

- 16 septembre 2024 - Réunion publique pour recevoir les demandes des résidents
- 30 septembre 2024 - Date limite de réception des demandes des résidents par courriel
- 28 octobre 2024 - Présentation du budget préliminaire au Conseil
- 6-7 novembre 2024 - Délibérations sur le budget détaillé
- 18 novembre 2024 - Présentation de la version finale du budget au conseil (sujet à changer)

La préparation du budget 2025 a commencé au milieu de l'été, lorsque les départements ont commencé à planifier leur budget en gardant en tête les implications financières de la situation économique actuelle, qui affecte non seulement la municipalité mais aussi les résidents. La priorité a été donnée au maintien des niveaux de service actuels, à l'évaluation des ressources disponibles et à la compréhension des impacts de niveaux de service alternatifs potentiels. D'un point de vue financier, le financement continu des réserves et des fonds de réserve demeure un pilier important pour soutenir la planification des coûts en capital à court et à long terme.



Ce diagramme met en évidence les compromis budgétaires auxquels le conseil doit faire face pour équilibrer les préférences des résidents en matière de services stables, de faibles taxes et de faible densité. Chaque cercle représente une priorité commune chez les résidents, mais les sections qui se chevauchent montrent qu'il n'est pas possible d'atteindre ces trois objectifs simultanément avec un budget typique. Par exemple, maintenir des services stables tout en gardant de faibles taxes nécessiterait une densité plus élevée pour élargir la base de taxes. Inversement, conserver une faible densité tout en offrant des services stables entraîne souvent le besoin d'augmenter les taxes. Ce visuel souligne que les décisions budgétaires du conseil doivent naviguer entre ces priorités contradictoires, rendant essentiel l'établissement de priorités et la communication des compromis nécessaires pour maintenir la viabilité financière et la qualité des services.



Les objectifs, les priorités et les questions abordées lors de l'élaboration du budget sont les suivants:

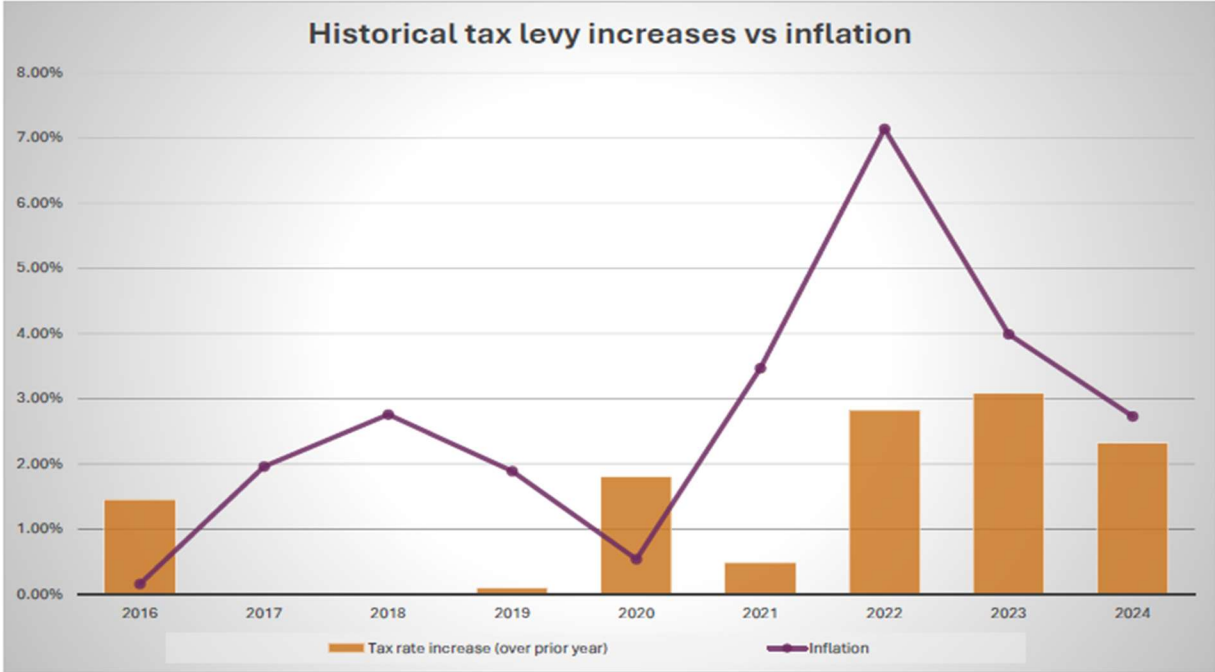
- Continuer à améliorer la transmission des informations en les rendant plus claires et plus faciles à comprendre ;
- - Gérer les priorités concurrentes que sont le maintien des niveaux de service et la limitation des augmentations des taux d'imposition ;
- - Maintenir l'infrastructure vieillissante
- - l'imprévisibilité des financements provinciaux et fédéraux
- - Les pressions inflationnistes tout en restant compétitif
- Les pressions économiques globales, y compris les augmentations des tiers hors de notre contrôle, comme l'OPP

Comme mentionné ci-dessus, une municipalité est tenue d'équilibrer son budget chaque année. Cette première ébauche du budget est un document de travail et, en tant que tel, n'est pas équilibrée. Elle est présentée au conseil afin de discuter des options et des possibilités en termes d'augmentation des revenus et de gestion des dépenses..

# TAXATION ET CHARGES

## TAXATION

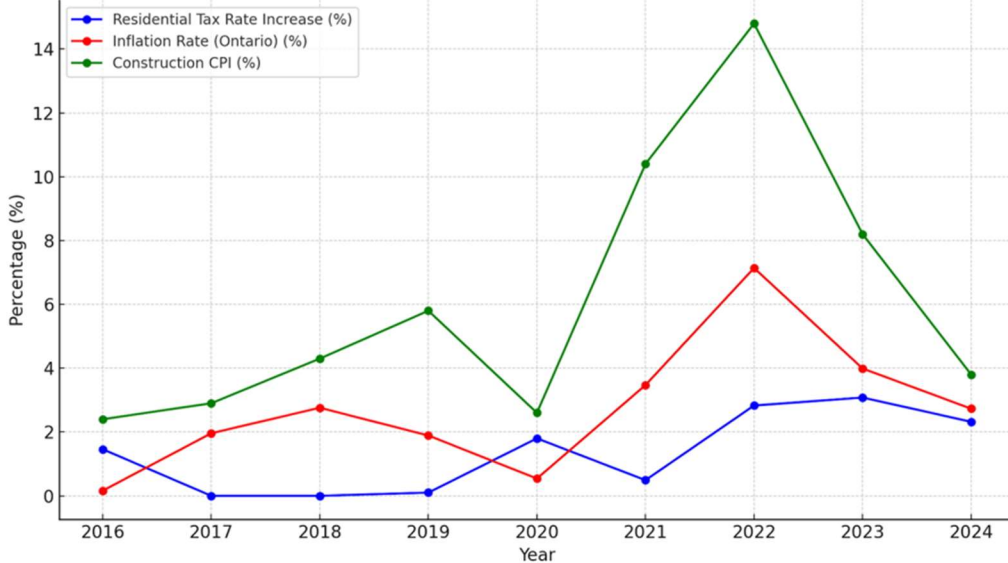
Les augmentations historiques de la taxe foncière par rapport à l'inflation sont présentées ci-dessous. Comme le montre le graphique, les augmentations de la taxe étaient bien en dessous de l'inflation pendant plusieurs années. En d'autres termes, les revenus de la municipalité n'ont pas suivi l'augmentation des dépenses, malgré l'attente de maintenir les mêmes niveaux de service. Cela a entraîné des réductions dans des domaines tels que le personnel pour soutenir la croissance, les investissements en capital et les contributions aux réserves, par exemple. Comme les coûts ne sont pas susceptibles de diminuer, les revenus devront éventuellement rattraper leur retard afin d'éviter une réduction des niveaux de service. De plus, le graphique ci-dessous montre que les augmentations de la taxe étaient minimales pendant plusieurs années, ce qui contribue également au déficit que nous observons aujourd'hui.



Pour étayer le point précédent, le tableau suivant incorpore l'IPC de la construction qui aurait affecté nos investissements en capital au cours des années précédentes (graphique en anglais seulement).

Compounded totals (2016-2024):  
 Residential Tax Rate Increase: 12.68%  
 Inflation Rate: 27.31% (Shortfall: 14.63%)  
 Construction CPI: 69.81% (Shortfall: 57.13%)

Line Graph of Residential Tax Rate Increase, Inflation Rate, and Construction CPI (2016-2024)



Il est important de noter que le taux d'imposition ne dit pas tout, car le montant des taxes municipales qu'un résident paiera dépend en grande partie de l'évaluation de sa propriété. Ainsi, alors que le taux d'imposition de La Nation est l'un des plus élevés des Comtés unis de Prescott et Russell (CUPR), l'évaluation moyenne se classe au quatrième rang. Ses impôts sur l'évaluation moyenne se classent au troisième rang.

MUNICIPALITÉ	ÉVALUATION MOYENNE**	CLASSEMENT (HAUT – BAS)	TAXES MUN (\$)	CLASSEMENT (HAUT – BAS)
The Nation	253,449	4	1,931	3
Alfred & Plantagenet	211,879	7	1,552	6
Casselman	287,390	2	1,894	4
Champlain	229,073	6	1,538	7
Clarence Rockland	285,495	3	2,108	1
East Hawkesbury	224,590	5	1,142	8
Hawkesbury	163,102	8	1,940	2
Russell	326,097	1	1,800	5

\*\*Étude MTE Property Tax and Tax Policy, Décembre 2023

Une analyse de la population et de la superficie par municipalité révèle que La Nation a la deuxième plus faible densité de population dans les CUPR et s'étend sur le plus grand territoire. Avec moins de résidents contribuant aux taxes par kilomètre carré, notre municipalité fait face à

des défis uniques dans le financement des services et des infrastructures sur ce vaste territoire. Par conséquent, nous devons maximiser chaque dollar d'impôt pour répondre efficacement aux demandes d'une population dispersée.

MUNICIPALITÉ	AIRE*** (KM <sup>2</sup> )	CLASSEMENT (HAUT – BAS) (HIGH-LOW)	POPULATION	CLASSEMENT (HAUT – BAS)	DENSITÉ (/ KM <sup>2</sup> )
The Nation	658.32	1	13,350	3	20.3
Alfred & Plantagenet	392.31	2	9,949	5	25.4
Casselman	5.12	8	3,970	7	775.4
Champlain	207.27	5	8,665	6	41.8
Clarence Rockland	297.71	3	27,307	1	91.7
East Hawkesbury	235.18	4	3,104	8	13.2
Hawkesbury	9.62	7	10,194	4	1,059.7
Russell	199.11	6	21,090	2	105.9

\*\*\*FIR 2023

## TAUX RÉSIDENTIEL 2025 PROPOSÉ

L'impact de la taxe résidentielle pour les résidents est basé sur la taxe nette pour tous les services et l'évaluation totale retournée par la Société d'évaluation foncière des municipalités (MPAC). Les municipalités perçoivent également des taxes pour le compte des conseils scolaires et des CUPR. Les taux des conseils scolaires sont déterminés par la province, tandis que les taux des comtés sont fixés par les comtés.

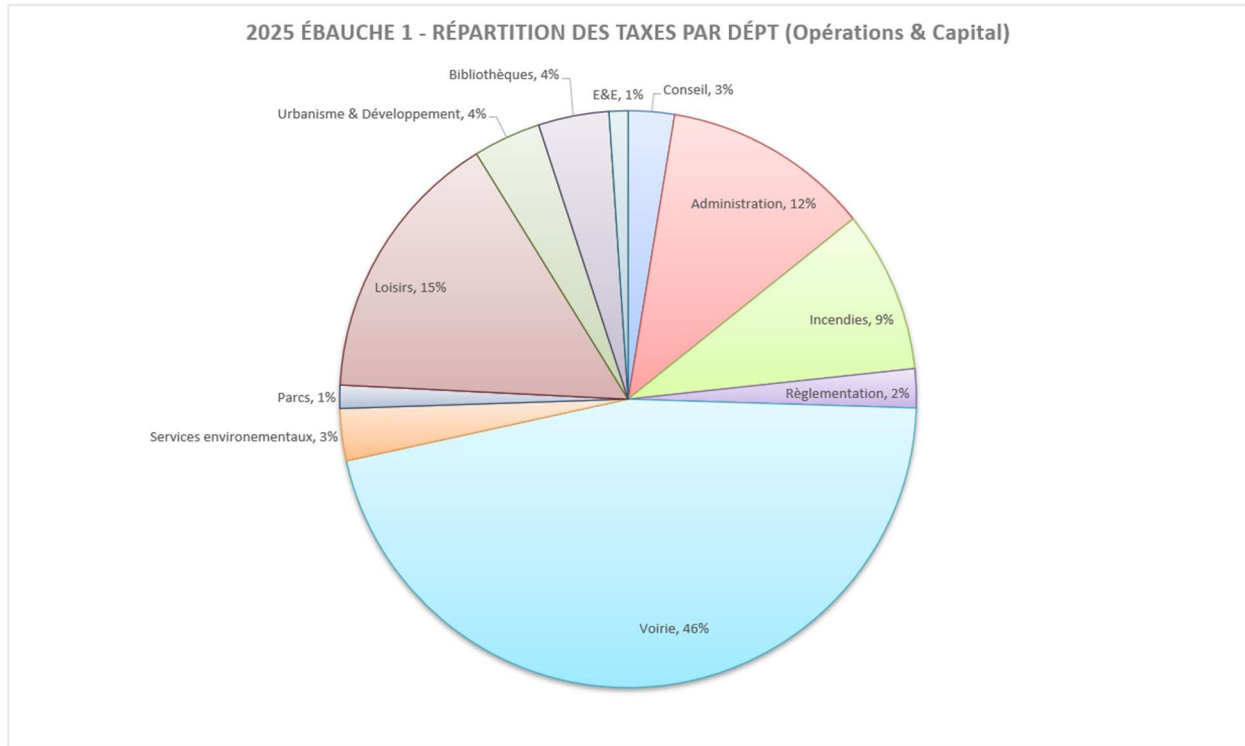
Cette première ébauche du budget 2025 comprend des estimations qui reflètent une augmentation globale des taxes de 1 132 413 \$ pour les opérations et les investissements en capital.

Pour une évaluation moyenne de 300 000 \$, ceci se traduit en une hausse des taxes municipales de 177,31 \$ pour l'année, ou 14,78 \$ par mois.

Pour les fins des délibérations budgétaires, une hausse de 1% des taxes représente environ 149 213 \$ en revenus additionnels.

For purposes of the 2025 budget deliberations, a 1% tax increase represents approximately \$149,213 in additional revenues.

La répartition des revenus de taxes proposée est présentée ci-dessous :



## AUTRES CHARGES

### TAUX EAU & EAUX USÉES

Les revenus générés par la facturation de l'eau et des eaux usées sont affectés à la couverture des dépenses opérationnelles, au maintien de réserves suffisantes pour les infrastructures existantes et à la gestion de toute dette connexe. Pour maintenir les niveaux de service actuels, les tarifs des deux services augmenteront en 2025.

Pour les foyers bénéficiant des deux services à Limoges, la facture trimestrielle augmentera de 30,21 \$ pour atteindre 345,85 \$, pour une consommation moyenne de 40 m<sup>3</sup>. Cela représente une augmentation de 10,07 \$ par mois.

Pour les résidences bénéficiant des deux services à St-Isidore, la facture trimestrielle augmentera de 33,80 \$ pour atteindre 418,38 \$, pour une consommation moyenne de 40 m<sup>3</sup>. Cela représente une augmentation de 11,27 \$ par mois.

Le tarif d'égout augmentera de 11,25 \$ pour atteindre 154,65 \$ par trimestre (ou 3,75 \$ par mois).

Les tarifs détaillés pour chaque tranche sont présentés dans la section Eau et eaux usées.

#### *CHARGE POUR SERVICES ENVIRONNEMENTAUX*

La charge pour les services environnementaux augmentera de 10 \$, passant de 180 \$ actuellement à 190 \$ en 2025. Cette redevance, qui couvre une variété de services environnementaux offerts aux résidents, comprend la collecte hebdomadaire des déchets ménagers, la collecte annuelle des gros articles, la collecte des déchets dangereux, la collecte des déchets canins et des bacs à déchets canins, la collecte des matelas, pour n'en citer que quelques-uns. La redevance comprend également un montant transféré à la réserve pour couvrir les dépenses des trois dépotoirs fermés ainsi que des trois dépotoirs qui devront être fermés à l'avenir.

#### *CHARGE POUR LES SERVICES D'INCENDIES*

La charge pour les services d'incendies augmentera de 2,50 \$ pour atteindre 87,50 \$ en 2025. Cette charge permet de constituer des réserves suffisantes pour les investissements en capital des services d'incendie en 2025 et au-delà, en garantissant des niveaux de service adéquats et la conformité avec les normes provinciales en matière d'équipement et les directives de sécurité. De plus amples détails concernant cette redevance sont disponibles dans la section Services d'incendies.

#### *CHARGE POUR LES SERVICES POLICERS (NOUVEAU)*

La Police provinciale de l'Ontario (PPO) joue un rôle crucial dans le maintien de la sécurité de notre communauté en fournissant des services de police essentiels. Chaque année, l'OPP estime le coût annuel de ces services et détermine les frais à payer par chaque municipalité. Par le passé, le coût des services de police était inclus dans le taux d'imposition. Pour 2025, il a été séparé et refacturé de la même manière qu'il est facturé à la municipalité. Ce changement nous permet d'afficher clairement le coût des services de police, afin que les contribuables sachent exactement à quoi servent leurs contributions. En détaillant cette charge, nous souhaitons apporter plus de clarté et de responsabilité dans la manière dont l'argent des contribuables est dépensé. Pour 2025, le frais sera de 353 \$. Plus de détails concernant la charge se trouvent dans la section Services Policiers.

## **PLAN D'ACTION RH**

Le Conseil a accepté d'aller de l'avant avec le plan d'action RH proposé en septembre 2024. Une mise à jour de l'état d'avancement du plan est présentée ci-dessous:

DÉPARTEMENT	POSTE	ANNÉE REQUIS	INCLU AU BUDGET			
			2025	2026	2027	2028
Bureau du DG	Greffier adjoint	2025	X			
	Commis administratif	2025	X			
	Commis aux archives	2025	X			
	Tech Paie & RH – Contrat à Permanent	2025	X			
	RH/Santé & Sécurité Support admin	2027				
Urbanisme, Construction & Développement Économique	Gestion des actifs / Technicien civil	2025	X			
	Inspecteur en bâtiment adjoint	2026	X			
	Urbaniste junior	2026				
	Agent de réglementation (changement de temps partiel à temps plein)	2027				
	Agent de développement économique communautaire	2028				
Eau & Eaux usées	Opérateur	2028				
Voirie	Opérateur	2028				
Services environnementaux	Ouvrier (Mai – Oct)	2025	X			
Parcs & Loisirs	Opérateur	2025	X			
Finances	Tech aux taxes/ Commis services publics	2027				

Le nombre total de postes à temps plein dans le budget 2025 est de 77,5. Les employés à temps plein se répartissent comme suit entre les départements:

DÉPARTAMENT	2024	2025 <sup>A</sup>	VARIANCE
Conseil	7	7	-
DG, Greffe, Finances & administration	13	15	+2
Construction	2	3	+1 <sup>B</sup>
Services d'incendies	0	0	-
Voirie	21	21	-
Eau & Eaux usées	9	9	-
Services environnementaux	3	3.5	+0.5
Parcs & Loisirs	9	10	+1 <sup>C</sup>
Urbanisme, Réglementation, et Développement économique	5	6	+1
Bibliothèques	3	3	-
<b>Total</b>	<b>72</b>	<b>77.5</b>	<b>+5.5</b>

A - Proposé

B - Payé par la hausse des revenus de permis de construction

C - Pas d'impact sur les taxes, géré par une restructuration dans le dépt

## INVESTISSEMENTS EN CAPITAL

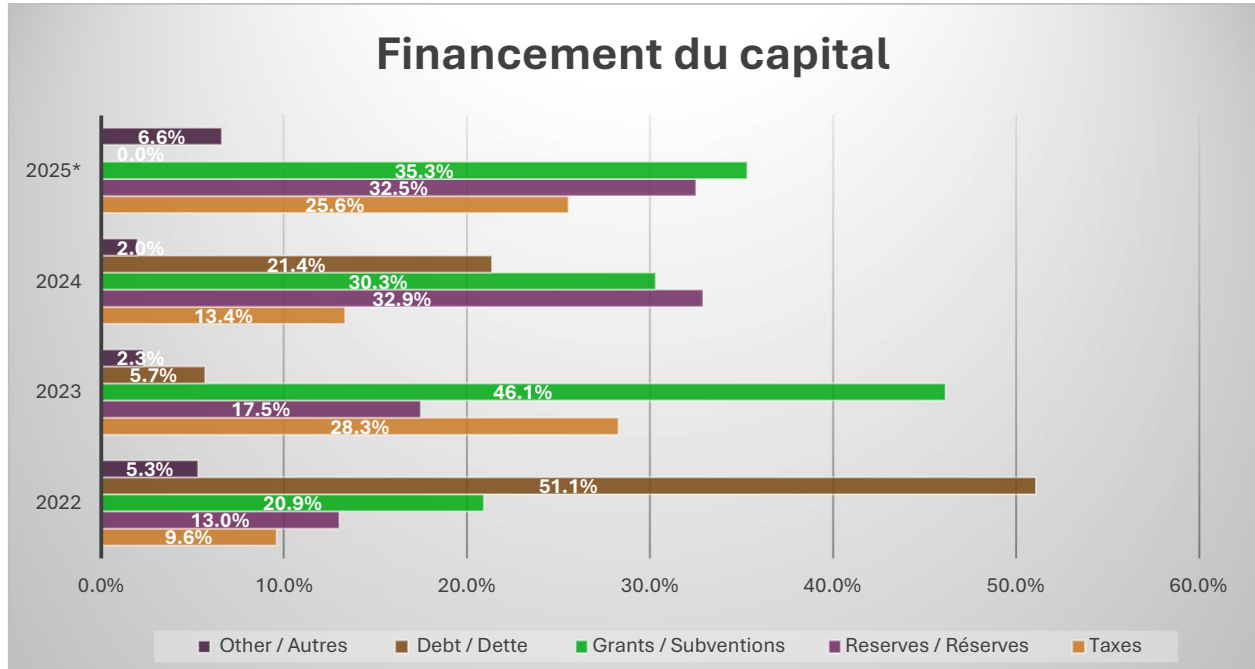
Le budget de capital de 2025 couvre des éléments d'investissement, allant des grandes infrastructures aux actifs plus petits et à d'autres projets à long terme. Le budget de capital est le plan de la municipalité pour acheter, construire, entretenir, réparer et remplacer des actifs et infrastructures de capital, tout en reflétant les plans stratégiques, les besoins en capital selon le plan de gestion des actifs et les besoins de la communauté. La planification du budget de capital peut être délicate. Les besoins en capital pour rester sur la bonne voie avec le plan de gestion des actifs, les besoins et demandes de la communauté, ainsi que les infrastructures nécessaires à la croissance doivent tous être équilibrés par rapport au financement disponible, tout en tenant compte de la planification à long terme de la municipalité.

Le financement du capital peut se faire par une variété de méthodes, chacune offrant des avantages uniques et étant adaptée à différentes stratégies financières. Ces méthodes sont décrites ci-dessous:

- i. **Subventions** : Le financement peut être conditionnel (utilisation spécifique) ou inconditionnel (utilisation variée). La plupart des subventions ne sont pas encore confirmées pour l'année 2025, donc les estimations sont basées sur l'année précédente et seront mises à jour lorsque les chiffres réels seront disponibles.
- ii. **Frais de développement** : Frais payés par les développeurs pour des infrastructures liées à la croissance, utilisés uniquement pour des projets liés à la croissance.
- iii. **Réserves et fonds de réserve** : Fonds mis de côté pour le capital futur. Les réserves peuvent être réaffectées par le conseil, tandis que les fonds de réserve sont destinés à des fins statutaires spécifiques et ne peuvent pas être réaffectés.
- iv. **Dette** : Fonds empruntés pour des projets d'investissement, remboursés dans les années à venir.

Les investissements en capital sont continus, et la municipalité doit régulièrement financer les remplacements pour maintenir les niveaux de service. Avec la diminution de la disponibilité de la dette et des subventions imprévisibles, les réserves ont de plus en plus financé le capital. Un aperçu récent du financement est fourni ci-dessous.



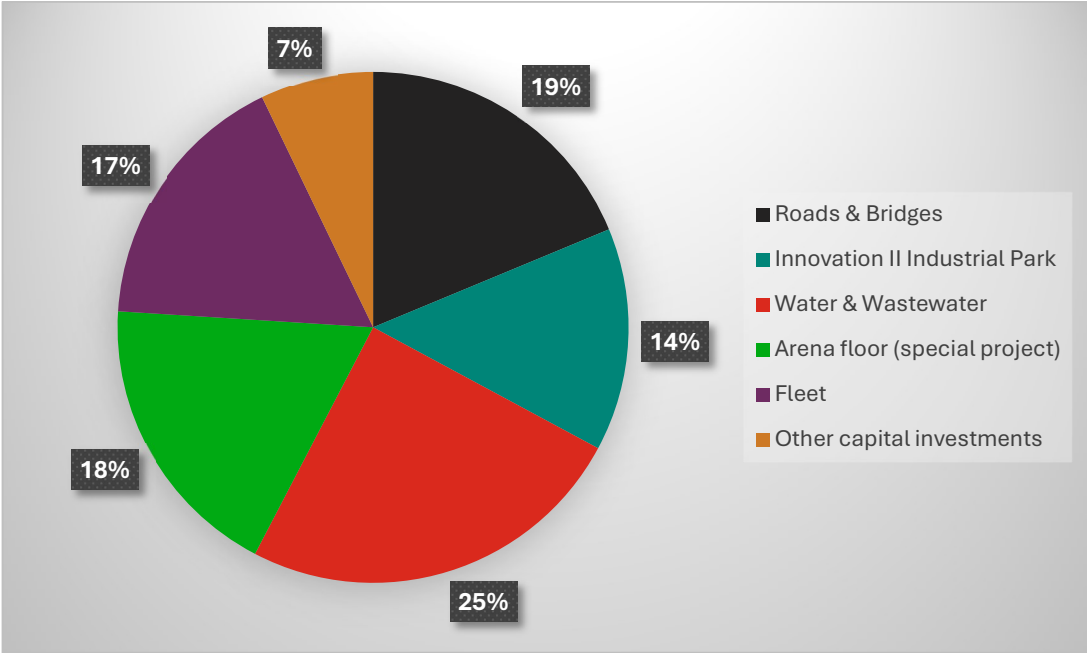


\*proposé

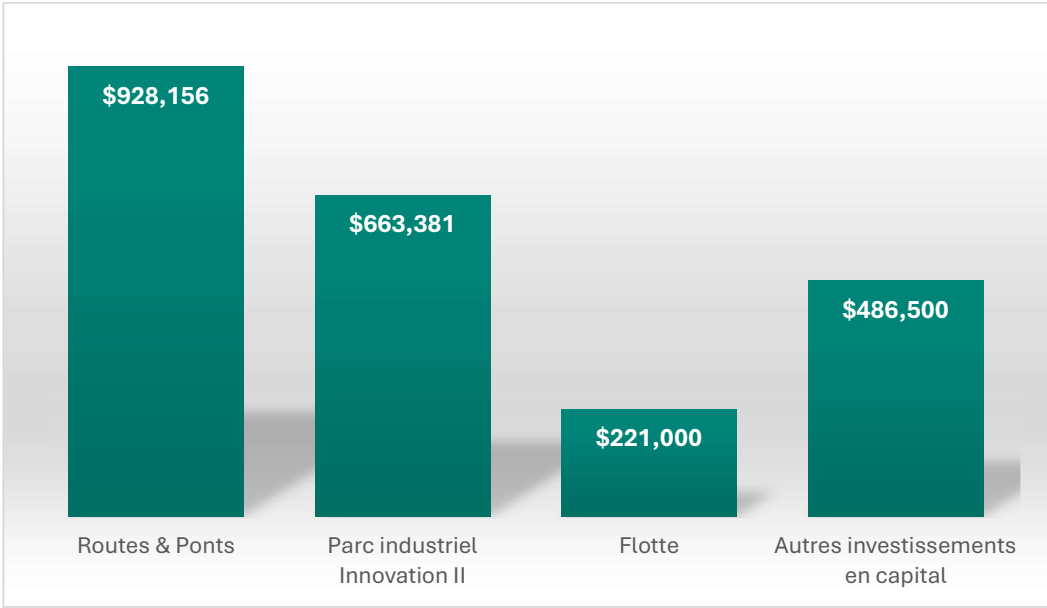
Le recours à l'endettement étant de plus en plus limité, le graphique ci-dessus montre l'utilisation accrue des réserves pour financer les investissements. Le financement des réserves sera essentiel pour que cela reste une option à long terme.

Les investissements en capital pour 2025 s'élèvent à 10 628 950 \$. Les sources de financement proposées pour les investissements en capital dans cette première version sont incluses dans le tableau de l'annexe A du rapport budgétaire soumis le 28 octobre. Dans cette première ébauche, certaines sources de financement sont incluses en tant qu'estimations car nous attendons toujours la confirmation des montants réels.

Les investissements en capital sont répartis entre plusieurs départements et catégories d'actifs. Pour 2025, la répartition des investissements budgétés, avant sources de financement, est la suivante:



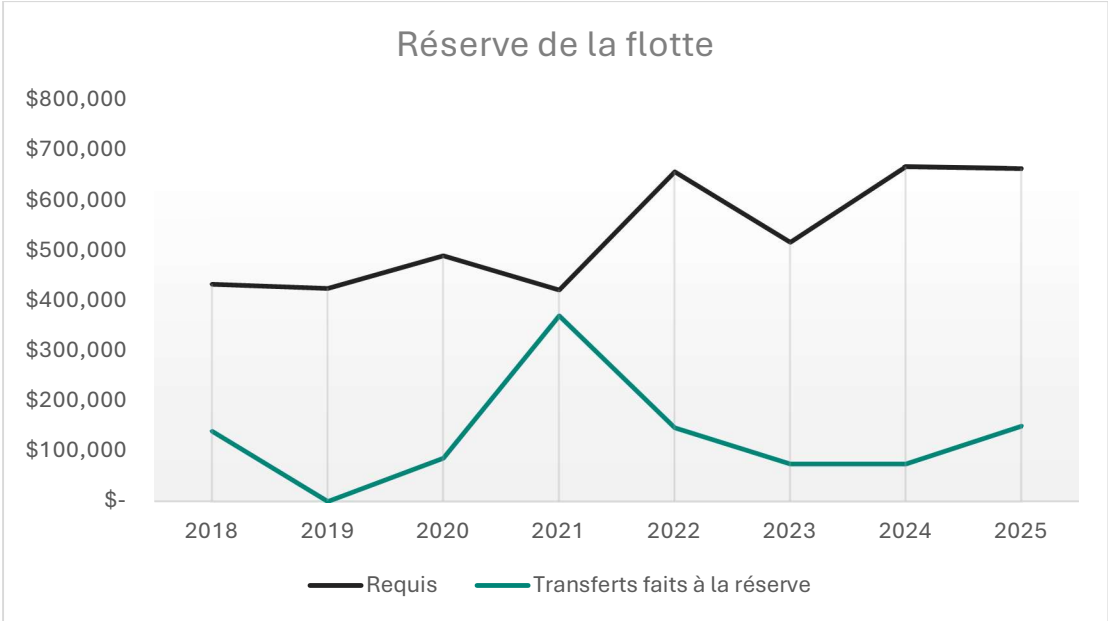
Les investissements budgétés financés par les taxes (à la première ébauche du budget) se répartissent comme suit. Ils sont susceptibles de changer d’ici la version finale du budget 2025.



L’équipe de gestion a déjà examiné la liste des projets d’investissement proposés et les a réduits afin de limiter le recours à la dette et l’impact sur le taux d’imposition. Ainsi, plusieurs projets d’asphaltage des routes et d’amélioration des parcs et des salles ont été supprimés pour cette année.

## GESTION DE LA FLOTTE

La gestion de la flotte implique une supervision stratégique des véhicules municipaux pour s'assurer qu'ils fonctionnent de manière efficace, sûre et durable. Pour maintenir ces efforts et répondre aux besoins futurs, il est crucial d'établir des réserves financières qui peuvent financer le remplacement des véhicules vieillissants, investir dans de nouvelles technologies et couvrir les réparations imprévues, garantissant ainsi que la flotte reste fiable et rentable à long terme. Comme le montre le tableau ci-dessous, le transfert requis vers la réserve de la flotte n'a pas été réalisé au cours des dernières années. À long terme, cela signifie que la réserve de la flotte sera sous-financée et, bien qu'elle puisse servir à financer certains véhicules, la plupart des véhicules nécessaires chaque année devront être financés par d'autres sources.



Chaque année, la flotte est examinée afin de s'assurer que les véhicules sont remplacés au moment optimal. En 2025, 10 véhicules doivent être remplacés pour un montant total de 1 792 800 \$, le financement proposé étant le suivant:

Réserve de la flotte	106 000 \$
Fonds de réserve (eau & eaux usées, environnement, charge incendies)	992 800
Subventions	473 000
Taxes	221 000
<b>Total</b>	<b>1 792 800 \$</b>

## **RÉSERVES, FONDS DE RÉSERVE, ET REVENUES REPORTÉS**

Les soldes projetés au 31 décembre 2024 sont présentés ci-dessous. Ces soldes ont été pris en compte dans l'élaboration du budget 2025 et il est prévu d'utiliser 3 839 839 \$ des réserves et des fonds de réserve pour financer des projets d'investissement.

<b>RÉSERVES RESERVES</b>	<b>Estimated / Estimé 12.31.2024</b>
Working Capital / Fonds de roulement	1,530,193
Ward donation balances / Soldes de dons des quartiers	2,318
Administration	
Building Reno / Améliorations bâtiment	254,116
Divers	293,181
Employee / Employé	47,499
IT / TIS	81,805
Land sale / Vente de terrain Manitou	125,310
Vehicle & equipment fleet / Flotte de véhicules & équipements	521,158
Storm Management / Égout Pluviaux	166,000
Solar Panel / Panneaux solaire	268,341
Election	32,322
Fire Department / Service d'incendie	728,928
Quarry Rehabilitation South Plantagenet	172,992
Public Works / Travaux publics	
Pont Latour	84,795
Public Works Roads carried forward	40,000
Recreation / Récréation	
Artificial Ice / Glace artificielle	685,747
Capital after Master Plan / Plan directeur	570,647
St Bernardin Hall	26,485
St Albert Hall Plans	124,460
Limoges Hall	36,500
Sports Complexe / Complexe sportif	10,000
Planning / Urbanisme	
Official Plan Limoges & St Isidore	36,910
Economic Development / Développement Économique	74,000
Library / Bibliothèques	283,537
<b>Total</b>	<b>6,197,241</b>

<b>RÉSERVES DE PARCS PARK RESERVES</b>	<b>Estimated / Estimé 12.31.2024</b>
St Isidore Park	41,312
St Isidore Skating & Splash Pad	9,990
Ste Rose Park	9,008
St Bernardin Park (Jean Paul Charlebois)	8,756
Fournier Park	4,557
Forest Park Park	1,200
Limoges Park	3,995
Parc Giroux Park	8,177
Cambridge Forest Estate	20,067
Limoges Bingo Park	2,967
Limoges Anciens Combatant	1,017
Nation Social Committee	4,267
<b>Total</b>	<b>115,313</b>

<b>FONDS DE RÉSERVES RESERVE FUNDS</b>	<b>Estimated / Estimé 12.31.2024</b>
Environment	1,962,734
General Sewer / Égouts général	3,118,291
Sewers / Égouts St Albert	311,633
Sewers / Égouts St Isidore	32,542
Sewers Growth / Égouts croissance Limoges	81,504
Sewers / Égouts Fournier	10,536
Water / Eau Projet Brisson	1,401
Water / Eau Castor Rd	6,470
Water / Eau St Isidore	357,390
Water Growth / Eau Croissance Limoges	-252,958
Water / Eau Limoges	332,022
Ponceau CFE	8,059
<b>Total</b>	<b>5,969,624</b>

<b>DEFERRED REVENUE REVENUE REPORTÉ</b>	<b>Estimated / Estimé 12.31.2024</b>
Parkland / Fins de parc	205,052
Dev Charge / Redevances d'aménagement	1,071,231
Building / Construction	132,056
Fire Department	25,570
Water & Sewer / Eau & Égouts	20,304
St Albert Park / Parc St Albert	2,000
Limoges Park / Parc Limoges	140
Recreation bank transfers / Transfert de banque récréation	35,703
<b>TOTAL</b>	<b>1,492,056</b>

## **SOMMAIRE DU BUDGET D'OPÉRATIONS**

Le résumé du budget opérationnel par département est présenté à l'annexe A du rapport budgétaire soumis le 28 octobre. Le rapport sur les écarts pour les opérations budgétisées de 2025 par rapport à 2024 est présenté à l'annexe B du rapport budgétaire soumis le 28 octobre.



## Report to Council

**Report Number:** F-20-2024

**Subject:** 2025 budget – First draft

**Date of the meeting:** October 28, 2024

**Prepared by:** Nadia Knebel, Treasurer

**Circulated to and/or collaborated with:**

**Approval:** Pierre Leroux, CAO

*In agreement with the recommendation based on the contents of this report.*

## **Recommendation**

[That Council receives report F-20-2024 and acknowledge receipt of the first draft of the 2025 budget, and that further budget discussions will be held on November 6 and 7, 2024.

## **Financial Considerations**

The first draft of the 2025 operational and capital budget is presented in Appendix A. Highlights are presented below.

An analysis of the variances between the 2024 and 2025 budgets are presented in Appendix B.

Financial implications have been verified with annual budget and / or approved applicable policy or by-law: NOT APPLICABLE

## **Context**

In 2024, inflation began to decrease slightly but operational costs remain high. As well, the sustained growth has begun to put a strain on the resources available to continue to provide the levels of service currently available. Finally, high interest rates have continued to affect the economy in general as well as having an impact on our borrowing capacity, making it more expensive to finance projects. All of these will continue to impact the municipality in 2025 and are reflected in the budget presented.

## **Report**

This first draft of the 2025 budget includes estimates which reflect an overall increased levy of \$1,132,413 for operations and capital.

For an average assessment of \$300,000, this increase means an additional \$177.31 per year in taxes, or \$14.78 per month.

In 2025, a 1% tax increase represents approximately \$149,213 in additional revenues.

Some tax levy statistics are presented in Appendix C.

## ***WATER AND WASTEWATER RATES***

The revenue collected from the water & wastewater billing is used to cover operational costs as well ensure there are adequate reserves for water and wastewater



infrastructure, as well as cover any debt for infrastructure. To continue current service levels, rates will increase in 2025 for both services.

For homes with both services in Limoges, the quarterly bill will increase by \$30.21 to \$345.85, for an average consumption of 40m<sup>3</sup>. This represents an increase of \$10.07 per month.

For homes with both services in St-Isidore, the quarterly bill will increase by \$33.80 to \$418.38 for an average consumption of 40m<sup>3</sup>. This represents an increase of \$11.27 per month.

The sewer rate will increase by \$11.25 to \$154.65 per quarter (or \$3.75 per month).

See Appendix D for detailed rates for each tier.

### ***POLICE SERVICES USER FEE***

The Ontario Provincial Police (OPP) plays a crucial role in maintaining the safety and security of our community by providing essential policing services. Each year, the OPP estimates the annual cost of these services and determines the fee payable by each municipality. This user fee is calculated based on the number of residential, commercial, and industrial properties. The annual estimated requisition for 2025 increased from \$1.6 million in 2024 to over \$1.9 million in 2025, a jump of 19% explained mostly by an increase in salaries and direct expenses. Details of the requisition for 2024 and 2025 are included in Appendix E.

The municipality collects this fee and remits it directly to the Minister of Finance for the OPP on a quarterly basis. Essentially, we act as a collection agent for the OPP and have no say in the amounts billed. To streamline this process and enhance transparency, this fee will be a separate item on your tax bill. For 2025, the user fee will be \$353.00.

This change allows us to clearly display the cost of policing services, ensuring that taxpayers understand exactly where their contributions are going. By itemizing this fee, we aim to provide greater clarity and accountability in how your tax dollars are spent.

### ***FIRE CHARGE***

The annual fire charge is proposed to increase by \$2.50 to \$87.50 for 2025. This charge secures sufficient reserves for fire services capital expenditures in 2025 and beyond, ensuring adequate service levels and compliance with provincial equipment standards and safety guidelines.

### ***ENVIRONMENTAL CHARGE***

The annual environmental charge is expected to increase by \$10 to \$190 for 2025. This charge, which covers a variety of environmental services offered to residential residents including weekly household waste collection, annual large item collection, hazardous waste collection, dog waste collection and dog waste bins, mattress collection, to name a few. The charge also includes an amount transferred to reserve to cover expenses of the closed landfills as well as the landfills that will need to be closed in the future.

## **SUMMARY**

The 2025 budget reflects our commitment to maintaining essential services and investing in The Nation's long-term infrastructure needs. For a property with an average assessment of \$300,000, residents in Limoges will see an overall annual increase of \$663.65, or \$55.30 per month (if on all services), while in St-Isidore, the increase will be \$678.01, or \$56.50 per month (if on all services). These adjustments ensure that we continue providing quality services such as water, wastewater, fire protection, and environmental management.

The increases are carefully structured to balance operational needs with fiscal responsibility. With rising costs in areas like OPP billing and capital investments, these changes will help us sustain service levels and make necessary upgrades. Support from Council is crucial, as these investments will safeguard the future prosperity of our community and ensure we are well-positioned to meet both current demands and future growth.

Presenting this budget as a proactive, forward-thinking plan will help secure the continued success and well-being of our residents.

## **Relevance to priorities**

The 2025 budget was elaborated while considering the goals and objectives of the Strategic Plan, the Parks and Rec Master Plan, the Fire Master Plan, and the Asset Management Plan.

## **Communication Plan**

This report as well as the accompanying appendices are available to the public through this meeting's agenda.

## **Other Option/Options to the Recommendation**

n/a

**Attachments**

Appendix A – 2025 Budget – Operations & Capital Investments

Appendix B – Variances 2024 vs 2025 budgets

Appendix C – Tax levy statistics

Appendix D – Water & Wastewater proposed rates for 2025

Appendix E – OPP Communication 2024 & 2025



## Rapport pour le Conseil

**Numéro du rapport:** F-20-2024

**Sujet :** Ébauche 1 - Budget 2025

**Date de la réunion :** Le 28 octobre 2024

**Préparé par :** Nadia Knebel, Trésorière

**Diffusé et/ou collaboré avec :**

**Approbation :** Pierre Leroux, DG

*En accord avec la recommandation basée sur le contenu de ce rapport.*

## **Recommandation**

[Que le Conseil reçoive le rapport F-20-2024 et accuse réception de la première ébauche du budget 2025, et que d'autres discussions sur le budget se tiendront le 6 et 7 novembre 2024.]

## **Considérations financières**

La première version du budget d'opérations et de capital pour 2025 est présentée à l'annexe A. Les points saillants sont présentés ci-dessous.

Une analyse des écarts entre les budgets 2024 et 2025 est présentée à l'annexe B.

Les implications financières ont été vérifiées avec le budget annuel et/ou la politique ou le règlement applicable approuvé : NON APPLICABLE

## **Contexte**

En 2024, l'inflation a commencé à diminuer légèrement, mais les coûts opérationnels restent élevés. En outre, la croissance soutenue a commencé à peser sur les ressources disponibles pour continuer à fournir les niveaux de service actuels. Enfin, les taux d'intérêt élevés ont continué à affecter l'économie en général et à avoir un impact sur notre capacité d'emprunt, rendant le financement des projets plus coûteux. Tous ces éléments continueront à avoir un impact sur la municipalité en 2025 et se reflètent dans le budget présenté.

## **Rapport**

Ce premier projet de budget 2025 comprend des estimations qui reflètent une augmentation globale du revenu de taxes de 1 132 413 \$ pour les opérations et le capital.

Pour une évaluation moyenne de 300 000 \$, cette augmentation représente 177,31 \$ de taxes en plus par an, soit 14,78 \$ par mois.

En 2025, une augmentation de taxes de 1 % représente environ 149 213 \$ de revenus supplémentaires.

Des statistiques de prélèvements de taxes sont présentés à l'annexe C.

## ***EAU ET EAUX USÉES***

Les revenus provenant de la facturation de l'eau et des eaux usées servent à couvrir les coûts opérationnels et à garantir des réserves suffisantes pour les infrastructures d'eau et d'eaux usées, ainsi qu'à couvrir toute dette liée aux infrastructures. Pour maintenir les niveaux de service actuels, les tarifs augmenteront en 2025 pour les deux services.

Pour les foyers bénéficiant des deux services à Limoges, la facture trimestrielle augmentera de 30,21 \$ et passera donc à 345,85 \$ pour une consommation moyenne de 40 m<sup>3</sup>. Ceci représente une hausse de \$10,07 par mois.

Pour les résidences bénéficiant des deux services à St-Isidore, la facture trimestrielle augmentera de 33,80 \$ et passera donc à 418,38 \$ pour une consommation moyenne de 40 m<sup>3</sup>. Ceci représente une hausse de \$11,27 par mois.

Le tarif d'égout augmentera de 11,25 \$ par quart et passera donc à 154,65 \$.

Voir l'annexe D pour les taux détaillés par palier.

### ***CHARGE POUR LES SERVICES POLICIERS***

La Police provinciale de l'Ontario (PPO) joue un rôle crucial dans le maintien de la sécurité de notre communauté en fournissant des services de police essentiels. Chaque année, l'OPP estime le coût annuel de ces services et détermine les frais à payer par chaque municipalité. Cette redevance est calculée en fonction du nombre de propriétés résidentielles, commerciales et industrielles. La demande annuelle estimée pour 2025 est passée de 1,6 million en 2024 à plus de 1,9 million en 2025, soit une hausse de 19% qui s'explique principalement par une augmentation des salaires et des dépenses directes. Les détails de la demande pour 2024 et 2025 figurent à l'annexe E.

La municipalité perçoit cette redevance et la verse directement au ministre des Finances pour la Police provinciale de l'Ontario sur une base trimestrielle. Essentiellement, nous agissons en tant qu'agent de recouvrement pour l'OPP et n'avons aucun droit de regard sur les montants facturés. Afin de rationaliser ce processus et d'améliorer la transparence, cette redevance fera l'objet d'un poste distinct sur votre facture d'impôts. Pour 2025, les frais d'utilisation s'élèveront à 353 \$.

Ce changement nous permet d'afficher clairement le coût des services de police, en veillant à ce que les contribuables sachent exactement à quoi servent leurs contributions. En détaillant cette taxe, nous souhaitons apporter plus de clarté et de responsabilité dans la manière dont l'argent de vos impôts est dépensé.

### ***CHARGE POUR LES SERVICES D'INCENDIES***

Il est proposé d'augmenter la charge annuelle pour les services incendies de 2,50 \$ à 87,50 \$ en 2025. Cette redevance permet de bâtir des réserves suffisantes pour les dépenses d'investissement de ce service en 2025 et au-delà, en garantissant des

niveaux de service adéquats et la conformité aux normes provinciales en matière d'équipement et aux lignes directrices en matière de sécurité.

### **CHARGE POUR LES SERVICES ENVIRONNEMENTAUX**

La charge annuelle pour les services environnementaux augmentera de 10 \$ à 190 \$ en 2025. Cette redevance, qui couvre une variété de services environnementaux offerts aux résidents, notamment la collecte hebdomadaire des déchets ménagers, la collecte annuelle des gros articles, la collecte des déchets dangereux, la collecte des déchets canins et des bacs à déchets canins, la collecte des matelas, pour n'en citer que quelques-uns. La redevance comprend également un montant transféré à la réserve pour couvrir les dépenses des dépotoirs fermées ainsi que des dépotoirs qui devront être fermées à l'avenir.

### **SOMMAIRE**

Le budget 2025 reflète notre engagement à maintenir les services essentiels et à investir dans les besoins d'infrastructure à long terme de La Nation. Pour une propriété dont l'évaluation moyenne est de 300 000 \$, les résidents de Limoges verront une augmentation annuelle globale de 663,65 \$, ou 55,30 \$ par mois (s'ils utilisent tous les services), tandis qu'à St-Isidore, l'augmentation sera de 678,01 \$, ou 56,50 \$ par mois (s'ils utilisent tous les services). Ces ajustements nous permettent de continuer à fournir des services de qualité tels que l'eau, les eaux usées, la protection contre les incendies et la gestion de l'environnement.

Les augmentations sont soigneusement structurées afin d'équilibrer les besoins opérationnels et la responsabilité fiscale. Compte tenu de l'augmentation des coûts dans des domaines tels que la facturation de l'OPP et les investissements en capital, ces changements nous aideront à maintenir les niveaux de service et à effectuer les mises à niveau nécessaires. Le soutien du Conseil est essentiel, car ces investissements garantiront la prospérité future de notre communauté et feront en sorte que nous soyons bien positionnés pour répondre aux demandes actuelles et à la croissance future.

Présenter ce budget comme un plan proactif et tourné vers l'avenir contribuera à garantir la réussite et le bien-être de nos résidents.

### **Liens aux priorités**

Le budget 2025 a été élaboré en tenant compte des buts et objectifs du plan stratégique, du plan directeur des parcs et loisirs, du plan directeur d'incendie, et du plan de gestion des actifs.

## **Plan de communication**

Ce rapport ainsi que les annexes qui l'accompagnent sont à la disposition du public dans l'ordre du jour de cette réunion.

## **Autre(s) option(s) à la recommandation**

n/a

## **Pièces jointes**

Annexe A – Budget 2025 – Opérations & Investissements en capital

Annexe B – Variations budget 2024 vs 2025

Annexe C – Statistiques sur les impôts fonciers

Annexe D – Taux proposés pour 2025 – eau et eaux usés

Annexe E – Communications de la PPO 2024 & 2025 (anglais seulement)



# APPENDIX / ANNEXE A

to report / au rapport F-20-2024

**THE CORPORATION OF THE NATION MUNICIPALITY**  
**2025 CAPITAL INVESTMENTS**  
**INVESTISSEMENTS EN IMMOBILISATIONS POUR 2025**

		BUDGETED COST/ COÛT BUDGÉTÉ	RESERVES/ RÉSERVES	GRANTS/ OCTROIS	OTHER/AUTRES CONTRIBUTIONS	L-T DEBT/ DETTE À L-T	FROM TAXES/ DES TAXES
<b>Administration</b>		<b>Administration</b>					
Website (\$65k over 2 years, 2025 & 2026)	Site web (65k \$ sur 2 ans, 2025 & 2026)	30,000	-	-	-	-	30,000
Strategic planning	Planification stratégique	15,000	-	-	-	-	15,000
Sharepoint	Sharepoint	140,000	(140,000)	-	-	-	-
<i>use of library reserve for this project subject to council approval</i>	<i>l'utilisation de la réserve de la bibliothèque pour ce projet sujet à l'approbation du conseil</i>						
		<b>185,000</b>	<b>(140,000)</b>	<b>-</b>	<b>-</b>	<b>-</b>	<b>45,000</b>
<b>Information Technology</b>		<b>Informatique</b>					
Infrastructure investments	Investissements divers dans l'infrastructure	100,000	-	-	-	-	100,000
<i>montant provisoire, détails à venir des CUPR</i>	<i>estimated amount, details to come from UCPR</i>						
Replacement of computers	Remplacement d'ordinateurs	25,000	-	-	-	-	25,000
		<b>125,000</b>	<b>-</b>	<b>-</b>	<b>-</b>	<b>-</b>	<b>125,000</b>
<b>Protection to person &amp; Property</b>		<b>Protection de la personne et des biens</b>					
Sidewalk repairs station 21 (St-Isidore)	Réparations au trottoir station 21	15,000	(15,000)	-	-	-	-
Pumper rescue truck	Camion pomp/secours	845,800	(845,800)	-	-	-	-
		<b>860,800</b>	<b>(860,800)</b>	<b>-</b>	<b>-</b>	<b>-</b>	<b>-</b>
<b>By-Law</b>		<b>Règlementation</b>					
Pick up truck	Camionnette	61,000	(61,000)	-	-	-	-
Ticket system	Système de contraventions	15,000	-	-	-	-	15,000
		<b>76,000</b>	<b>(61,000)</b>	<b>-</b>	<b>-</b>	<b>-</b>	<b>15,000</b>
<b>Public Works</b>		<b>Travaux publics</b>					
<b>EQUIPMENT &amp; OTHER</b>							
New furnace (Fournier)	Nouvelle fournaise (Fournier)	20,000	-	-	-	-	20,000
Misc culverts throughout municipality	Nouveaux ponceaux à travers la municipalité	100,000	-	-	-	-	100,000
Hotbox	"Hotbox"	63,000	-	-	(25,000)	-	38,000
Pick up truck 3/4 ton	Camionnette	73,000	-	(63,000)	(10,000)	-	-
Western Star Tandem	Western Star Tandem	400,000	-	(272,000)	(128,000)	-	-
Road assessment study	Étude de la condition des routes	75,000	-	-	-	-	75,000
<b>ROADS</b>							
W1 Ridge Road - pave 2 km	Ch Ridge - paver 2 km	303,000	-	(303,000)	-	-	-
W2 Concession 17 West - pave 1.0 km	Concession 17 Ouest - paver 1.0 km	158,000	-	(158,000)	-	-	-
W3 Clarence Cambridge Boundary - pave 700m	Clarence Cambridge Boundary - paver 700m	65,000	-	(65,000)	-	-	-
W3 Bellevue Road - pave 400m	Ch Bellevue - paver 400m	65,000	-	-	-	-	65,000
W3 Lacroix Road - pave 550m	Ch Lacroix - paver 550m	110,000	-	-	-	-	110,000
W4 Route 700 West - pave 1.6 km	Route 700 Ouest - paver 1.6 km	316,000	-	(316,000)	-	-	-
W5/6 Herbert St - pave 125m	Rue Herbert - paver 125m	39,000	-	(32,768)	-	-	6,232
W5/6 Linda St - pave 1.3 km	Rue Linda - paver 1.3 km	223,000	-	-	-	-	223,000
W5/6 Bourdeau Blvd - pave 350m	Blvd Bourdeau - paver 350m	113,000	-	(103,726)	-	-	9,274
W5/6 Maurice Road - pave 325m	Ch Maurice - paver 325m	56,000	-	(56,000)	-	-	-
W5/6 Anouk Road - pave 175m	Ch Anouk - paver 175m	30,000	-	(29,000)	-	-	1,000
W5/6 Des Pins St East - pave 700m	Rue Des Pins Est - paver 700m	125,000	-	-	-	-	125,000
Savage Road - design (unfinanced from 2024)	Ch Savage - design (nonfinancé de 2024)	48,650	-	-	-	-	48,650
Savage Road - design	Ch Savage - design	90,000	-	-	-	-	90,000
Innovation II	Innovation II	1,500,000	(836,619)	-	-	-	663,381
Wilson Bridge - repairs	Pont Wilson - réparations	150,000	-	-	-	-	150,000
		<b>4,122,650</b>	<b>(836,619)</b>	<b>(1,398,494)</b>	<b>(163,000)</b>	<b>-</b>	<b>1,724,537</b>

## APPENDIX / ANNEXE A

to report / au rapport F-20-2024

THE CORPORATION OF THE NATION MUNICIPALITY  
2025 CAPITAL INVESTMENTS  
INVESTISSEMENTS EN IMMOBILISATIONS POUR 2025

		BUDGETED COST/ COÛT BUDGÉTÉ	RESERVES/ RÉSERVES	GRANTS/ OCTROIS	OTHER/AUTRES CONTRIBUTIONS	L-T DEBT/ DETTE À L-T	FROM TAXES/ DES TAXES
<b>Water &amp; Sewer</b>	<b>Eau &amp; Égout</b>						
<u>General W&amp;S</u>	<u>Général E&amp;E</u>						
3/4 ton pick up truck	Camionnette 3/4 tonne	72,000	(59,000)	-	(13,000)	-	-
<u>Limoges Sewer</u>	<u>Égouts Limoges</u>						
Lagoon new design	Nouveau design de la lagune	100,000	(100,000)	-	-	-	-
Masterplan continuation	Plan maître	50,000	(50,000)	-	-	-	-
Pump (SPS 6)	Pompe (SPS 6)	14,000	(14,000)	-	-	-	-
<u>St-Isidore Sewer</u>	<u>Égouts St-Isidore</u>						
Masterplan continuation	Suite du plan maître	25,000	(25,000)	-	-	-	-
SCADA Replacement	Remplacement du SCADA	8,000	(8,000)	-	-	-	-
<u>Fournier Sewer</u>	<u>Égouts Fournier</u>						
Pumps	Pompes	8,000	(8,000)	-	-	-	-
<u>St-Albert Sewer</u>	<u>Égouts St-Albert</u>						
Masterplan continuation	Suite du plan maître	25,000	(25,000)	-	-	-	-
<u>Limoges Water</u>	<u>Eau Limoges</u>						
Booster pumps & Variable Frequency Drive (VFD)	Pompes de surpression & VFD	125,000	(125,000)	-	-	-	-
Masterplan continuation	Suite du plan maître	55,000	(55,000)	-	-	-	-
Booster pump replacement Forest Park	Remplacement pompe de surpression Forest Park	50,000	(50,000)	-	-	-	-
Water meters	Compteurs d'eau	70,000	(70,000)	-	-	-	-
Booster pumps General Contractor	Pompes de surpression entrepreneur général	640,000	(640,000)	-	-	-	-
Booster pumps Engineering & Inspection	Pompes de surpression ingénierie et inspection	100,000	(100,000)	-	-	-	-
<u>Limoges Water Growth</u>	<u>Croissance Eau Limoges</u>						
Phase II - WTP Rockland Design	Phase II - WTP Rockland Design	100,000	-	-	-	(100,000)	-
Phase II - 10km Watermain (C-R)	Phase II - 10km conduit d'eau (C-R)	1,000,000	-	-	-	(1,000,000)	-
Phase II - Edwards WM Design	Phase II - Edwards WM Design	100,000	-	-	-	(100,000)	-
<u>St-Isidore Water</u>	<u>Eau St-Isidore</u>						
Design as per Masterplan findings	Design selon plan maître	80,000	(80,000)	-	-	-	-
Booster pump	Pompes de surpression	70,000	(70,000)	-	-	-	-
Water meters	Compteurs d'eau	15,000	(15,000)	-	-	-	-
		<b>2,707,000</b>	<b>(1,494,000)</b>	-	<b>(13,000)</b>	<b>(1,200,000)</b>	-
<b>Environnement</b>	<b>Environnement</b>						
Tractor	Tracteur	75,000	(75,000)	-	-	-	-
		<b>75,000</b>	<b>(75,000)</b>	-	-	-	-
<b>Recreation</b>	<b>Récréation</b>						
<u>Parks</u>	<u>Parcs</u>						
St-Isidore - Park upgrades	St-Isidore - Mise à niveau du parc	3,500	(3,500)	-	-	-	-
St-Albert - Bleachers	St-Albert - estrade	2,500	-	-	-	-	2,500
St-Albert - Contribution for 2026 project	St-Albert - Contribution pour projet 2026	20,000	(10,000)	-	-	-	10,000
Limoges - Repair Electrical Shed	Limoges - Réparations remise électrique	3,000	-	-	-	-	3,000
Limoges - Installation of new basketball court	Limoges - installation terrain de basketball	4,500	(4,500)	-	-	-	-
<u>General Recreation</u>	<u>General Recreation</u>						
Tractor (purchased from PW)	Tracteur (acheté de la voirie)	10,000	-	-	-	-	10,000
Pick up truck	Camionnette	61,000	-	-	-	-	61,000
SUV	VUS	45,000	(45,000)	-	-	-	-
Trailer	Remorque	6,500	-	-	-	-	6,500

## APPENDIX / ANNEXE A

to report / au rapport F-20-2024

THE CORPORATION OF THE NATION MUNICIPALITY  
2025 CAPITAL INVESTMENTS  
INVESTISSEMENTS EN IMMOBILISATIONS POUR 2025

		BUDGETED COST/ COÛT BUDGÉTÉ	RESERVES/ RÉSERVES	GRANTS/ OCTROIS	OTHER/AUTRES CONTRIBUTIONS	L-T DEBT/ DETTE À L-T	FROM TAXES/ DES TAXES
<u>Halls</u>		<u>Centres communautaires</u>					
St-Isidore - Install new emergency lift	St-Isidore - installation d'un nouvel ascenseur de sec	3,000	-	-	-	-	3,000
		<b>159,000</b>	<b>(63,000)</b>	-	-	-	<b>96,000</b>
<b>Aréna</b>		<b>Aréna</b>					
Zamboni	Zamboni	150,000	-	-	-	-	150,000
<i>use of library reserve for this project subject to council approval</i>	<i>l'utilisation de la réserve de la bibliothèque pour ce projet sujet à l'approbation du conseil</i>						
Replace arena floor	Remplacement de la surface de glace	1,950,000	(234,420)	(1,340,000)	(375,580)	-	-
<i>L'obtention de l'octroi sera confirmé d'ici la fin de 2024</i>	<i>The obtention of the grant will be confirmed by the end of 2024</i>						
		<b>2,100,000</b>	<b>(234,420)</b>	<b>(1,340,000)</b>	<b>(375,580)</b>	-	<b>150,000</b>
<b>Sports Complex</b>		<b>Complexe sportif</b>					
Clock	Horloge	3,500	-	-	-	-	3,500
		<b>3,500</b>	-	-	-	-	<b>3,500</b>
<b>Planning</b>		<b>Urbanisme</b>					
Transportation masterplan	Plan maître de transport	100,000	-	-	-	-	100,000
Development Charge Study	Étude redevances d'aménagement	40,000	-	-	-	-	40,000
Zoning by-law	Règlement pour le zonage	75,000	(75,000)	-	-	-	-
		<b>215,000</b>	<b>(75,000)</b>	-	-	-	<b>140,000</b>
<b>Total</b>	<b>Total</b>	<b>10,628,950</b>	<b>(3,839,839)</b>	<b>(2,738,494)</b>	<b>(551,580)</b>	<b>(1,200,000)</b>	<b>2,299,037</b>

# APPENDIX / ANNEXE A

to report / au rapport F-20-2024

## LA CORPORATION DE LA MUNICIPALITÉ DE LA NATION

### Budget détaillé 2025 Detailed budget

Department	GL Account	Previous Year Budget	Current Year Budget	Variance
1100 - MUNICIPAL TAXES MUNICIPALE	3000 - INTERIM TAXES INTERIMAIRE			
	3001 - (RT) RESIDENTIAL /RESIDENTIEL	14,387,346	14,845,347	458,001
	3002 - (RH) RES. HYDRO			
	3005 - (CT) COMMERCIAL			
	3006 - (GT) PARKING/STATIONNEMENT			
	3007 - (XT) NEW COMMERCIAL			
	3008 - (YT) OFFICE BUILDING (NEW CONSTRUCTION)			
	3009 - (X7) NEW COMMERCIAL (SMALL SCALE FARM)			
	3010 - (PT) PIPELINE			
	3015 - (MT) MULTI RESIDENTIAL/RESIDENTIEL			
	3016 - (NT) NEW MULTI RESIDENTIEL			
	3020 - (IT) INDUSTRIAL/INDUSTRIEL			
	3021 - (IH) IND HYDRO			
	3022 - (JT) NEW INDUSTRIAL			
	3023 - (J7) NEW INDUSTRIAL (SMALL SCALE FARM)			
	3030 - (FT) FARM/FERME			
	3040 - (TT) MANAGED FOREST			
	3050 - (CU) COMMERCIAL EXCESS/EXEDENTAIRE			
	3051 - (CX) COMMERCIAL VACANT			
	3052 - (XU) NEW COMM. EXCESS/EXEDENTAIRE			
	3053 - (XX) NEW COMM. VACANT			
	3060 - (IU) INDUSTRIAL EXCESS/EXEDENTAIRE			
	3061 - (IX) INDUSTRIAL VACANT			
	3062 - (JU) NEW IND. EXCESS/EXEDENTAIRE			
	3063 - (JX) NEW IND. VACANT			
	3064 - (IK) INDUSTRIAL EXCESS LAND NO SUPPORT			
	3070 - (WT) RAILWAYS			
	3075 - CANADA	83,800	95,994	12,194
	3076 - ONTARIO			
	3077 - L.C.B.O.			
3078 - OTHER MUNICIPALITIES				
3079 - MUNICIPAL ENTERPRISES				
<b>Revenues / Funding Source Total</b>	<b>14,471,146</b>	<b>14,941,341</b>	<b>470,195</b>	
<b>NET</b>	<b>(14,471,146)</b>	<b>(14,941,341)</b>	<b>(470,195)</b>	
1200 - GENERAL	3100 - OMPF	758,800	758,800	
	3105 - BANK INTEREST/INTERET	75,000	151,472	76,472
	3106 - TAX PENALTY&INTERET TAXES	275,000	275,000	
	3107 - INTEREST CHARGE OTHER/ FRAIS INTEREST AUTRES	20,000	20,000	
	<b>Revenues / Funding Source Total</b>	<b>1,128,800</b>	<b>1,205,272</b>	<b>76,472</b>
	<b>NET</b>	<b>(1,128,800)</b>	<b>(1,205,272)</b>	<b>(76,472)</b>
2000 - COUNCIL/CONSEIL	4000 - FULL TIME SALARY/SALAIRE TEMPS PLEIN			
	4001 - PART TIME SALARY/SALAIRE TEMPS PARTIEL	239,281	245,263	5,982
	4006 - NON TAXABLE SALARY/SALAIRE NON-IMPOSABLE			
	4013 - TXBL BENEFITS		1,008	1,008
	4020 - C.P.P.	12,780	13,135	355
	4022 - OMERS	18,776	19,246	469
	4024 - E.H.T.	4,666	4,783	117
	4025 - MEDICAL PLAN/ASS.GROUPE		45,584	45,584
	4030 - MILEAGE/MILLAGE	1,500	1,500	
	4050 - MATERIALS &SUPPLIES/MATERIELS ET FOURNITURE	1,500	1,500	
	4451 - CELLULAR PHONE/CELLULAIRE	5,125	4,000	(1,125)
	4458 - INSURANCE	750		(750)
	4470 - ASSOCIATION FEES/FRAIS	400	4,925	4,525
	4472 - CONVENTION & SEMINARS	18,000	15,000	(3,000)
	4473 - MEALS & ACCOMMODATION	2,000	2,000	
	4500 - ADVERTISING & COMMUNICATION	3,000	500	(2,500)
	4502 - SPONSORED ACTIVITY		25,000	25,000

## APPENDIX / ANNEXE A

### to report / au rapport F-20-2024

	7010 - DONATION	21,000	42,200	21,200	
	<b>Expenses / Expenditure Total</b>	<b>328,778</b>	<b>425,644</b>	<b>96,866</b>	
	3078 - OTHER MUNICIPALITIES	10,000	10,000		
	<b>Revenues / Funding Source Total</b>	<b>10,000</b>	<b>10,000</b>		
	<b>NET</b>	<b>318,778</b>	<b>415,644</b>	<b>96,866</b>	
<b>2005 - COUNCIL SUPPORT/SOUTIEN CONSEIL</b>	4000 - FULL TIME SALARY/SALAIRE TEMPS PLEIN	479,821	537,844	58,024	
	4001 - PART TIME SALARY/SALAIRE TEMPS PARTIEL				
	4004 - TRAINING/FORMATION				
	4005 - OVERTIME/SURTEMPS				
	4010 - VACATION/VACANCES	35,899		(35,899)	
	4011 - STATUTORY/JOURS FERIES	24,755		(24,755)	
	4012 - SICK LEAVE/JOURNEE MALADIE	12,377		(12,377)	
	4013 - TXBL BENEFITS		828	828	
	4015 - AUTHORIZED LEAVE/CONGE AUTORISE				
	4018 - LUMP SUM				
	4020 - C.P.P.	22,702	22,986	284	
	4021 - E.I.	7,752	7,648	(104)	
	4022 - OMERS	56,991	57,209	218	
	4023 - W.S.I.B.	17,360	16,954	(406)	
	4024 - E.H.T.	10,539	10,488	(51)	
	4025 - MEDICAL PLAN/ASS.GROUPE	34,209	32,810	(1,399)	
	4030 - MILEAGE/MILLAGE	2,500	2,000	(500)	
	4050 - MATERIALS & SUPPLIES/MATERIELS ET FOURNITURE	3,500	1,000	(2,500)	
		4451 - CELLULAR PHONE/CELLULAIRE	1,500	500	(1,000)
		4470 - ASSOCIATION FEES/FRAIS	1,500	1,300	(200)
		4471 - EDUCATION FEES/FRAIS	4,000	500	(3,500)
		4472 - CONVENTION & SEMINARS	4,000	2,000	(2,000)
		4473 - MEALS & ACCOMMODATION		2,500	2,500
		4500 - ADVERTISING & COMMUNICATION	8,850	1,850	(7,000)
		4502 - SPONSORED ACTIVITY			
		5226 - COMPUTER MAINTENANCE D'ORDINATEUR	10,179		(10,179)
		5228 - HOSTING & SUPPORT/HÉBERGEMENT & SUPPORT	21,150	2,200	(18,950)
		<b>Expenses / Expenditure Total</b>	<b>759,584</b>	<b>700,617</b>	<b>(58,967)</b>
		3076 - ONTARIO			
		3500 - MISC./DIVERS	7,000	2,500	(4,500)
		<b>Revenues / Funding Source Total</b>	<b>7,000</b>	<b>2,500</b>	<b>(4,500)</b>
		<b>NET</b>	<b>752,584</b>	<b>698,117</b>	<b>(54,467)</b>
	<b>2006 - CLERK'S OFFICE / BUREAU GREFFE</b>	4030 - MILEAGE/MILLAGE		750	750
		4050 - MATERIALS & SUPPLIES/MATERIELS ET FOURNITURE		4,500	4,500
		4451 - CELLULAR PHONE/CELLULAIRE		1,000	1,000
		4470 - ASSOCIATION FEES/FRAIS		1,050	1,050
		4471 - EDUCATION FEES/FRAIS		2,550	2,550
		4472 - CONVENTION & SEMINARS		3,000	3,000
		4473 - MEALS & ACCOMMODATION		1,500	1,500
		4500 - ADVERTISING & COMMUNICATION		500	500
		5202 - LEGAL/AVOCAT		8,000	8,000
		5228 - HOSTING & SUPPORT/HÉBERGEMENT & SUPPORT		14,450	14,450
		<b>Expenses / Expenditure Total</b>		<b>37,300</b>	<b>37,300</b>
		3500 - MISC./DIVERS		5,000	5,000
		<b>Revenues / Funding Source Total</b>		<b>5,000</b>	<b>5,000</b>
		<b>NET</b>		<b>32,300</b>	<b>32,300</b>
<b>2007 - COMMUNICATION</b>	4030 - MILEAGE/MILLAGE		500	500	
	4050 - MATERIALS & SUPPLIES/MATERIELS ET FOURNITURE		500	500	
		4451 - CELLULAR PHONE/CELLULAIRE		500	500
		4470 - ASSOCIATION FEES/FRAIS		250	250
		4471 - EDUCATION FEES/FRAIS		1,000	1,000
		4472 - CONVENTION & SEMINARS		1,400	1,400
		4473 - MEALS & ACCOMMODATION		1,000	1,000
		4500 - ADVERTISING & COMMUNICATION		17,000	17,000
		5228 - HOSTING & SUPPORT/HÉBERGEMENT & SUPPORT		15,000	15,000
		<b>Expenses / Expenditure Total</b>		<b>37,150</b>	<b>37,150</b>
		<b>NET</b>		<b>37,150</b>	<b>37,150</b>

# APPENDIX / ANNEXE A

## to report / au rapport F-20-2024

<b>2100 - HUMAN RESOURCES/RESSOURCES HUMAINES</b>	4000 - FULL TIME SALARY/SALAIRE TEMPS PLEIN	165,776	165,776
	4013 - TXBL BENEFITS	310	310
	4020 - C.P.P.	8,406	8,406
	4021 - E.I.	2,862	2,862
	4022 - OMERS	16,303	16,303
	4023 - W.S.I.B.	5,968	5,968
	4024 - E.H.T.	3,233	3,233
	4025 - MEDICAL PLAN/ASS.GROUPE	14,273	14,273
	4030 - MILEAGE/MILLAGE	500	500
	4050 - MATERIALS & SUPPLIES/MATERIELS ET FOURNITURE	500	500
	4471 - EDUCATION FEES/FRAIS	2,000	2,000
	4472 - CONVENTION & SEMINARS		
	4473 - MEALS & ACCOMMODATION		
	4500 - ADVERTISING & COMMUNICATION	15,500	15,500
	5202 - LEGAL/AVOCAT	6,000	6,000
	5228 - HOSTING & SUPPORT/HÉBERGEMENT & SUPPORT	10,000	10,000
	<b>Expenses / Expenditure Total</b>	<b>251,629</b>	<b>251,629</b>
	<b>NET</b>	<b>251,629</b>	<b>251,629</b>
<b>2150 - ADMINISTRATION</b>	4000 - FULL TIME SALARY/SALAIRE TEMPS PLEIN	483,556	586,565
	4001 - PART TIME SALARY/SALAIRE TEMPS PARTIEL		103,009
	4005 - OVERTIME/SURTEMPS		
	4010 - VACATION/VACANCES	43,583	(43,583)
	4011 - STATUTORY/JOURS FERIES	25,303	(25,303)
	4012 - SICK LEAVE/JOURNEE MALADIE	12,651	(12,651)
	4013 - TXBL BENEFITS		1,044
	4015 - AUTHORIZED LEAVE/CONGE AUTORISE	1,500	(1,500)
	4018 - LUMP SUM		
	4020 - C.P.P.	25,204	26,540
	4021 - E.I.	8,912	9,078
	4022 - OMERS	55,908	60,536
	4023 - W.S.I.B.	19,387	20,306
	4024 - E.H.T.	10,773	11,438
	4025 - MEDICAL PLAN/ASS.GROUPE	49,391	48,211
	4030 - MILEAGE/MILLAGE	1,500	1,500
	4050 - MATERIALS & SUPPLIES/MATERIELS ET FOURNITURE	10,000	7,500
	4051 - OFFICE SUPPLIES/FOURNITURE DE BUREAU	20,000	20,000
	4052 - CLEANING SUPPLIES/FOURNITURE DE NETTOYAGE		
	4300 - BOOTS & UNIFORM/COSTUME ET CHAUSSURE DE TRAVAIL	1,800	1,400
	4440 - TAXES REGISTRATON/ENREGISTREMENT	7,000	5,000
	4443 - WATER & SEWER SERVICES		(2,000)
	4445 - NATURAL GAS NATUREL	11,000	11,000
	4447 - HYDRO	18,000	18,500
	4450 - TELEPHONE	10,000	15,000
	4451 - CELLULAR PHONE/CELLULAIRE	1,000	700
	4458 - INSURANCE	260,000	270,000
	4460 - POSTAGE & COURRIER	35,000	30,000
	4470 - ASSOCIATION FEES/FRAIS	12,000	6,625
	4472 - CONVENTION & SEMINARS	6,000	6,000
	4473 - MEALS & ACCOMMODATION	1,000	1,000
	4500 - ADVERTISING & COMMUNICATION	8,000	2,500
	5201 - AUDITORS/AUDITEURS	45,000	42,000
	5202 - LEGAL/AVOCAT	55,000	50,000
	5206 - ENGINEERS/INGENIEURS	25,000	5,000
	5210 - SUBCONTRACT/SOUS CONTRAT	85,000	73,000
	5215 - BUILDING REPAIR & MAINTENANCE	10,000	10,000
	5216 - SERVICE & RENT		12,000
	5225 - REPAIR & MAINTENANCE EQUIPMENT	10,000	2,500
	5226 - COMPUTER MAINTENANCE D'ORDINATEUR	12,300	5,000
	5228 - HOSTING & SUPPORT/HÉBERGEMENT & SUPPORT	45,000	47,200
	7009 - INTEREST EXPENSES	291,315	292,500
	7010 - DONATION		1,185
	<b>Expenses / Expenditure Total</b>	<b>1,717,082</b>	<b>1,699,643</b>

## APPENDIX / ANNEXE A

### to report / au rapport F-20-2024

	2100 - ADMIN			
	2105 - FLEET & EQUIPMENT / FLOTTE ET EQUIPEMENT	(75,000)	(250,000)	(175,000)
	2120 - STORM MANAGEMENT / ÉGOUTS PLUVIAUX	(16,000)	(25,000)	(9,000)
	3076 - ONTARIO			
	3078 - OTHER MUNICIPALITIES			
	3110 - REGISTRATION/ENREGISTREMENT			
	3470 - NSF / RETURNED PAYMENT FEE	750	500	(250)
	3500 - MISC./DIVERS	21,500	25,000	3,500
	3501 - INTERNAL TRANSFER FROM OTHER DEPT	200,000	258,565	58,565
	3502 - CERTIFICATE	10,000	10,000	
	<b>Revenues / Funding Source Total</b>	<b>141,250</b>	<b>19,065</b>	<b>(122,185)</b>
	<b>NET</b>	<b>1,575,832</b>	<b>1,680,578</b>	<b>104,745</b>
<b>2155 - SOLAR PANEL/PANNEAUX SOLAIRES</b>	4030 - MILEAGE/MILLAGE			
	4447 - HYDRO	4,000	4,000	
	4448 - HYDRO SECONDARY BUILDING	80		(80)
	4458 - INSURANCE	4,000	4,000	
	5225 - REPAIR & MAINTENANCE EQUIPMENT	8,000	8,000	
	7001 - DEBENTURE INTERST.INTERET			
	<b>Expenses / Expenditure Total</b>	<b>16,080</b>	<b>16,000</b>	<b>(80)</b>
	2170 - RECREATION	(93,920)	(71,000)	22,920
	3500 - MISC./DIVERS			
	3503 - SOLAR FOURNIER PANNEAUX SOLAIRES	10,000	7,000	(3,000)
	3504 - SOLAR ST-ISIDORE PANNEAUX SOLAIRES	100,000	80,000	(20,000)
	<b>Revenues / Funding Source Total</b>	<b>16,080</b>	<b>16,000</b>	<b>(80)</b>
	<b>NET</b>			
<b>2160 - ELECTIONS</b>	4030 - MILEAGE/MILLAGE			
	4050 - MATERIALS & SUPPLIES/MATERIELS ET FOURNITURE			
	4500 - ADVERTISING & COMMUNICATION			
	5202 - LEGAL/AVOCAT			
	5210 - SUBCONTRACT/SOUS CONTRAT	2,500	2,500	
	<b>Expenses / Expenditure Total</b>	<b>2,500</b>	<b>2,500</b>	
	2100 - ADMIN	(11,000)	(11,000)	
	3110 - REGISTRATION/ENREGISTREMENT			
	3500 - MISC./DIVERS			
	<b>Revenues / Funding Source Total</b>	<b>(11,000)</b>	<b>(11,000)</b>	
	<b>NET</b>	<b>13,500</b>	<b>13,500</b>	
<b>2170 - COMPUTERS/INFORMATIQUE</b>	4000 - FULL TIME SALARY/SALAIRE TEMPS PLEIN	74,417		(74,417)
	4001 - PART TIME SALARY/SALAIRE TEMPS PARTIEL			
	4010 - VACATION/VACANCES	6,810		(6,810)
	4011 - STATUTORY/JOURS FERIES	3,899		(3,899)
	4012 - SICK LEAVE/JOURNEE MALADIE	1,949		(1,949)
	4015 - AUTHORIZED LEAVE/CONGE AUTORISE			
	4020 - C.P.P.	4,056		(4,056)
	4021 - E.I.	1,323		(1,323)
	4022 - OMERS	8,592		(8,592)
	4023 - W.S.I.B.	3,064		(3,064)
	4024 - E.H.T.	1,660		(1,660)
	4025 - MEDICAL PLAN/ASS.GROUPE	6,272		(6,272)
	4030 - MILEAGE/MILLAGE	1,500		(1,500)
	4050 - MATERIALS & SUPPLIES/MATERIELS ET FOURNITURE	2,000	2,000	
	4051 - OFFICE SUPPLIES/FOURNITURE DE BUREAU	500		(500)
	4300 - BOOTS & UNIFORM/COSTUME ET CHAUSSURE DE TRAVAIL	200		(200)
	4450 - TELEPHONE			
	4451 - CELLULAR PHONE/CELLULAIRE	900		(900)
	4452 - INTERNET	31,000	38,000	7,000
	4460 - POSTAGE & COURRIER	200		(200)
	4471 - EDUCATION FEES/FRAIS	2,000		(2,000)
	4472 - CONVENTION & SEMINARS	1,000		(1,000)
	4473 - MEALS & ACCOMMODATION	500		(500)
	5210 - SUBCONTRACT/SOUS CONTRAT	10,000	86,590	76,590
	5226 - COMPUTER MAINTENANCE D'ORDINATEUR	20,000	10,000	(10,000)
	5227 - SUBCONTRACT ALARM SYSTEM	25,000	25,000	

# APPENDIX / ANNEXE A

## to report / au rapport F-20-2024

3000 - FIRE \ FEU

5228 - HOSTING & SUPPORT/HÉBERGEMENT & SUPPORT	40,000	57,713	17,713
<b>Expenses / Expenditure Total</b>	<b>246,842</b>	<b>219,303</b>	<b>(27,540)</b>
3500 - MISC./DIVERS	16,000	22,587	6,587
3501 - INTERNAL TRANSFER FROM OTHER DEPT			
<b>Revenues / Funding Source Total</b>	<b>16,000</b>	<b>22,587</b>	<b>6,587</b>
<b>NET</b>	<b>230,842</b>	<b>196,715</b>	<b>(34,127)</b>
1210 - LIMOGES FIRE HALL	55,219	57,186	1,967
4000 - FULL TIME SALARY/SALAIRE TEMPS PLEIN			
4001 - PART TIME SALARY/SALAIRE TEMPS PARTIEL	150,000	175,000	25,000
4004 - TRAINING/FORMATION	100,000	125,000	25,000
4005 - OVERTIME/SURTEMPS			
4007 - SALARY MAINTENANCE SALAIRE	50,000	75,000	25,000
4010 - VACATION/VACANCES			
4011 - STATUTORY/JOURS FERIES			
4012 - SICK LEAVE/JOURNEE MALADIE			
4013 - TXBL BENEFITS		10,080	10,080
4015 - AUTHORIZED LEAVE/CONGE AUTORISE			
4018 - LUMP SUM			
4020 - C.P.P.			
4021 - E.I.		4,525	4,525
4022 - OMERS			
4023 - W.S.I.B.			
4024 - E.H.T.		7,313	7,313
4025 - MEDICAL PLAN/ASS.GROUPE			
4026 - VFIS	(6,500)	15,000	21,500
4030 - MILEAGE/MILLAGE		5,000	5,000
4031 - MACHINE RENTAL	1,000	1,000	
4050 - MATERIALS & SUPPLIES/MATERIELS ET FOURNITURE	9,000	9,000	
4051 - OFFICE SUPPLIES/FOURNITURE DE BUREAU	1,000	1,000	
4200 - CHEMICALS/CHIMIQUE	3,000	5,000	2,000
4250 - TRAINING SUPPLIES	10,000	10,000	
4251 - REHABILITATION SUPPLIES	3,000	5,000	2,000
4252 - PREVENTION SUPPLIES	5,000	5,000	
4300 - BOOTS & UNIFORM/COSTUME ET CHAUSSURE DE TRAVAIL	10,000	20,000	10,000
4301 - BUNKER SUIT MAINTENANCE	8,000	8,000	
4302 - FIREFIGHTER PPE	15,000	70,000	55,000
4310 - HOSE & APPLIANCES	5,000	5,000	
4311 - SMALL TOOLS	2,000	2,000	
4321 - MEDICAL EQUIPMENT	10,000	10,000	
4322 - SCBA	7,500	10,000	2,500
4323 - EXTRICATION	3,500	3,500	
4443 - WATER & SEWER SERVICES	2,300	2,500	200
4444 - GAZ & OIL/ESSENCE ET HUILE	20,000	28,000	8,000
4445 - NATURAL GAS NATUREL	8,000	10,000	2,000
4446 - PROPANE	11,000	10,000	(1,000)
4447 - HYDRO	30,000	32,000	2,000
4450 - TELEPHONE	5,000	5,000	
4451 - CELLULAR PHONE/CELLULAIRE	1,700	4,000	2,300
4452 - INTERNET			
4458 - INSURANCE	70,000	70,000	
4460 - POSTAGE & COURRIER	500	500	
4461 - RADIO LICENSES			
4469 - W.S.I.B.	25,000	26,000	1,000
4470 - ASSOCIATION FEES/FRAIS	800		(800)
4471 - EDUCATION FEES/FRAIS	25,000	35,000	10,000
4472 - CONVENTION & SEMINARS			
4473 - MEALS & ACCOMMODATION	1,000	1,000	
4500 - ADVERTISING & COMMUNICATION	2,000	1,000	(1,000)
4501 - SERVICE AWARD	5,000	750	(4,250)
5103 - DISPATCHING CENTER/EXPEDITEUR			
5210 - SUBCONTRACT/SOUS CONTRAT	8,000	8,000	
5211 - CONTRACTOR	451,000	457,000	6,000
5215 - BUILDING REPAIR & MAINTENANCE	30,000	75,000	45,000



## APPENDIX / ANNEXE A

### to report / au rapport F-20-2024

	5216 - SERVICE & RENT			
	5225 - REPAIR & MAINTENANCE EQUIPMENT	75,000	104,250	29,250
	5228 - HOSTING & SUPPORT/HÉBERGEMENT & SUPPORT	35,000	11,450	(23,550)
	7001 - DEBENTURE INTERST.INTERET	32,568	30,602	(1,966)
	7016 - REQUISITION	25,000	25,000	
	<b>Expenses / Expenditure Total</b>	<b>1,305,587</b>	<b>1,575,656</b>	<b>270,068</b>
	2130 - FIRE	(564,641)	(571,584)	(6,943)
	3076 - ONTARIO		45,000	45,000
	3078 - OTHER MUNICIPALITIES	5,000	5,000	
	3500 - MISC./DIVERS	20,000	25,000	5,000
	3518 - FIRE LEVY	653,395	606,584	(46,811)
	3520 - REVENUE FROM INSURANCE	5,000	10,000	5,000
	<b>Revenues / Funding Source Total</b>	<b>118,754</b>	<b>120,000</b>	<b>1,246</b>
	<b>NET</b>	<b>1,186,833</b>	<b>1,455,656</b>	<b>268,822</b>
<b>3050 - POLICE</b>	4030 - MILEAGE/MILLAGE			
	4470 - ASSOCIATION FEES/FRAIS	500	1,000	500
	4472 - CONVENTION & SEMINARS	1,000		(1,000)
	4473 - MEALS & ACCOMMODATION			
	5210 - SUBCONTRACT/SOUS CONTRAT	1,669,876	2,025,142	355,266
	<b>Expenses / Expenditure Total</b>	<b>1,671,376</b>	<b>2,026,142</b>	<b>354,766</b>
	3076 - ONTARIO	6,600	6,400	(200)
	3078 - OTHER MUNICIPALITIES	30,000	2,019,742	1,989,742
	<b>Revenues / Funding Source Total</b>	<b>36,600</b>	<b>2,026,142</b>	<b>1,989,542</b>
	<b>NET</b>	<b>1,634,776</b>		<b>(1,634,776)</b>
<b>3200 - ANIMAL CONTROL/CONTROLE D'ANIMAUX</b>	4050 - MATERIALS & SUPPLIES/MATERIELS ET FOURNITURE			
	4458 - INSURANCE			
	5210 - SUBCONTRACT/SOUS CONTRAT			
	5215 - BUILDING REPAIR & MAINTENANCE			
	<b>Expenses / Expenditure Total</b>			
	3076 - ONTARIO			
	3509 - POUND/FOURRIERE			
	3510 - KENNEL LICENCES/LICENCES DE CHENIL			
	<b>Revenues / Funding Source Total</b>			
	<b>NET</b>			
<b>3210 - BY-LAW ENF./LOI MUNICIPAL</b>	4000 - FULL TIME SALARY/SALAIRE TEMPS PLEIN	120,723	94,550	(26,173)
	4001 - PART TIME SALARY/SALAIRE TEMPS PARTIEL	45,057	104,633	59,577
	4004 - TRAINING/FORMATION			
	4005 - OVERTIME/SURTEMPS			
	4010 - VACATION/VACANCES	12,419		(12,419)
	4011 - STATUTORY/JOURS FERIES	8,554		(8,554)
	4012 - SICK LEAVE/JOURNEE MALADIE	3,131		(3,131)
	4013 - TXBL BENEFITS		475	475
	4015 - AUTHORIZED LEAVE/CONGE AUTORISE			
	4020 - C.P.P.	9,580	10,559	978
	4021 - E.I.	3,628	3,727	99
	4022 - OMERS	13,860	17,402	3,542
	4023 - W.S.I.B.	6,723	7,171	448
	4024 - E.H.T.	3,642	3,884	242
	4025 - MEDICAL PLAN/ASS.GROUPE	9,458	2,968	(6,490)
	4030 - MILEAGE/MILLAGE			
	4050 - MATERIALS & SUPPLIES/MATERIELS ET FOURNITURE	3,500	4,000	500
	4051 - OFFICE SUPPLIES/FOURNITURE DE BUREAU	1,000	700	(300)
	4300 - BOOTS & UNIFORM/COSTUME ET CHAUSSURE DE TRAVAIL	2,700	3,200	500
	4444 - GAZ & OIL/ESSENCE ET HUILE	17,500	17,500	
	4446 - PROPANE	370	385	15
	4450 - TELEPHONE			
	4451 - CELLULAR PHONE/CELLULAIRE	2,200	5,110	2,910
	4458 - INSURANCE	3,600	7,000	3,400
	4460 - POSTAGE & COURRIER	100	100	
	4462 - LICENSES			
	4470 - ASSOCIATION FEES/FRAIS	600	600	
	4471 - EDUCATION FEES/FRAIS			

## APPENDIX / ANNEXE A

### to report / au rapport F-20-2024

	4472 - CONVENTION & SEMINARS	2,000	2,000	
	4473 - MEALS & ACCOMMODATION		500	500
	4500 - ADVERTISING & COMMUNICATION	500	300	(200)
	5202 - LEGAL/AVOCAT	1,000	1,500	500
	5210 - SUBCONTRACT/SOUS CONTRAT	2,600	2,600	
	5212 - ANIMAL KILL	2,500	1,500	(1,000)
	5215 - BUILDING REPAIR & MAINTENANCE	1,500	2,000	500
	5219 - PROPERTY STANDARDS	1,500	1,500	
	5225 - REPAIR & MAINTENANCE EQUIPMENT	7,300	7,000	(300)
	5228 - HOSTING & SUPPORT/HÉBERGEMENT & SUPPORT		7,100	7,100
	<b>Expenses / Expenditure Total</b>	<b>287,244</b>	<b>309,963</b>	<b>22,720</b>
	3076 - ONTARIO	2,500	2,500	
	3078 - OTHER MUNICIPALITIES	100	100	
	3200 - FINES/AMENDES	2,700	2,700	
	3500 - MISC./DIVERS	150	1,150	1,000
	3509 - POUND/FOURRIERE	300	200	(100)
	3510 - KENNEL LICENCES/LICENCES DE CHENIL	800	800	
	3511 - FIRE PERMIT/PERMIS DE FEU	2,250	2,500	250
	3513 - SIGNS/ENSEIGNE	200	500	300
	3514 - PEDLAR PERMITS/PERMIS DE COLPORTEUR	700	50	(650)
	3515 - LOTTERY/LOTTERIE	3,500	3,500	
	3516 - PROPERTY STANDARDS	200	1,500	1,300
	3517 - FENCE PERMIT	300	300	
	3519 - LODGING LICENCE		780	780
	<b>Revenues / Funding Source Total</b>	<b>13,700</b>	<b>16,580</b>	<b>2,880</b>
	<b>NET</b>	<b>273,544</b>	<b>293,383</b>	<b>19,840</b>
<b>3500 - BUILDING/CONSTRUCTION</b>	4000 - FULL TIME SALARY/SALAIRE TEMPS PLEIN	111,281	229,097	117,816
	4001 - PART TIME SALARY/SALAIRE TEMPS PARTIEL	29,968	7,422	(22,545)
	4004 - TRAINING/FORMATION			
	4005 - OVERTIME/SURTEMPS			
	4010 - VACATION/VACANCES	14,135		(14,135)
	4011 - STATUTORY/JOURS FERIES	7,458		(7,458)
	4012 - SICK LEAVE/JOURNEE MALADIE	10,724		(10,724)
	4013 - TXBL BENEFITS		511	511
	4015 - AUTHORIZED LEAVE/CONGE AUTORISE			
	4017 - CONVENTION & SEMINARS			
	4020 - C.P.P.	6,437	10,742	4,305
	4021 - E.I.	2,385	3,616	1,231
	4022 - OMERS	16,655	23,815	7,159
	4023 - W.S.I.B.	5,742	8,333	2,591
	4024 - E.H.T.	3,175	4,612	1,437
	4025 - MEDICAL PLAN/ASS.GROUPE	7,870	17,026	9,155
	4030 - MILEAGE/MILLAGE			
	4050 - MATERIALS & SUPPLIES/MATERIELS ET FOURNITURE	2,700	2,100	(600)
	4051 - OFFICE SUPPLIES/FOURNITURE DE BUREAU	2,800	2,800	
	4300 - BOOTS & UNIFORM/COSTUME ET CHAUSSURE DE TRAVAIL	400	500	100
	4444 - GAZ & OIL/ESSENCE ET HUILE	3,500	5,200	1,700
	4451 - CELLULAR PHONE/CELLULAIRE	600	1,700	1,100
	4458 - INSURANCE	3,600	4,100	500
	4460 - POSTAGE & COURRIER			
	4462 - LICENSES			
	4470 - ASSOCIATION FEES/FRAIS	1,200	1,200	
	4471 - EDUCATION FEES/FRAIS	1,500	1,500	
	4472 - CONVENTION & SEMINARS	4,100	3,100	(1,000)
	4473 - MEALS & ACCOMMODATION		1,000	1,000
	4500 - ADVERTISING & COMMUNICATION	250	250	
	5202 - LEGAL/AVOCAT		2,000	2,000
	5210 - SUBCONTRACT/SOUS CONTRAT	2,000	2,000	
	5225 - REPAIR & MAINTENANCE EQUIPMENT	1,500	1,500	
	5226 - COMPUTER MAINTENANCE D'ORDINATEUR			
	7014 - TRANSFER TO OUR	257,000	197,655	(59,345)
	7015 - TRANSFER TO PAYABLE			
	<b>Expenses / Expenditure Total</b>	<b>496,980</b>	<b>531,779</b>	<b>34,799</b>

## APPENDIX / ANNEXE A

### to report / au rapport F-20-2024

	3500 - MISC./DIVERS	66,122	30,279	(35,843)	
	3502 - CERTIFICATE	2,000	1,500	(500)	
	3506 - BOND/ENGAGEMENT	38,000	38,000		
	3507 - BUILDING PERMIT/PERMIS DE CONSTRUCTION	400,000	450,000	50,000	
	3508 - CONNECTION FEES/FRAIS DE CONNECTION	5,000	12,000	7,000	
	<b>Revenues / Funding Source Total</b>	<b>511,122</b>	<b>531,779</b>	<b>20,657</b>	
	<b>NET</b>	<b>(14,142)</b>		<b>14,142</b>	
<b>3800 - EMERGENCY MESURES D'URGENCE</b>	4000 - FULL TIME SALARY/SALAIRE TEMPS PLEIN				
	4001 - PART TIME SALARY/SALAIRE TEMPS PARTIEL				
	4010 - VACATION/VACANCES				
	4011 - STATUTORY/JOURS FERIES				
	4012 - SICK LEAVE/JOURNEE MALADIE				
	4020 - C.P.P.				
	4021 - E.I.				
	4022 - OMERS				
	4023 - W.S.I.B.				
	4024 - E.H.T.				
	4030 - MILEAGE/MILLAGE				
	4050 - MATERIALS & SUPPLIES/MATERIELS ET FOURNITURE	3,000	3,500	500	
	4450 - TELEPHONE				
	4472 - CONVENTION & SEMINARS	1,000	2,000	1,000	
	4473 - MEALS & ACCOMMODATION		1,850	1,850	
	4500 - ADVERTISING & COMMUNICATION	1,000		(1,000)	
	5210 - SUBCONTRACT/SOUS CONTRAT				
	<b>Expenses / Expenditure Total</b>	<b>5,000</b>	<b>7,350</b>	<b>2,350</b>	
	3500 - MISC./DIVERS				
	3505 - 9-1-1 POTEAU	4,000	3,500	(500)	
	<b>Revenues / Funding Source Total</b>	<b>4,000</b>	<b>3,500</b>	<b>(500)</b>	
	<b>NET</b>	<b>1,000</b>	<b>3,850</b>	<b>2,850</b>	
	<b>3850 - HEALTH&amp;SAFETY/SANTE ET SECURITE</b>	4000 - FULL TIME SALARY/SALAIRE TEMPS PLEIN	10,417	12,688	2,271
		4001 - PART TIME SALARY/SALAIRE TEMPS PARTIEL			
4005 - OVERTIME/SURTEMPS					
4008 - ON CALL SALARY/SALAIRE SUR APPREL					
4010 - VACATION/VACANCES		699		(699)	
4011 - STATUTORY/JOURS FERIES		534		(534)	
4012 - SICK LEAVE/JOURNEE MALADIE		267		(267)	
4013 - TXBL BENEFITS			14	14	
4015 - AUTHORIZED LEAVE/CONGE AUTORISE					
4017 - CONVENTION & SEMINARS					
4018 - LUMP SUM					
4020 - C.P.P.		380	433	52	
4021 - E.I.		124	136	12	
4022 - OMERS		1,341	1,469	128	
4023 - W.S.I.B.		380	405	25	
4024 - E.H.T.		227	247	20	
4025 - MEDICAL PLAN/ASS.GROUPE		602	679	77	
4030 - MILEAGE/MILLAGE					
4050 - MATERIALS & SUPPLIES/MATERIELS ET FOURNITURE		2,500	2,500		
4300 - BOOTS & UNIFORM/COSTUME ET CHAUSSURE DE TRAVAIL					
4451 - CELLULAR PHONE/CELLULAIRE					
4470 - ASSOCIATION FEES/FRAIS					
4471 - EDUCATION FEES/FRAIS		5,000	6,500	1,500	
4472 - CONVENTION & SEMINARS		1,000	1,500	500	
4473 - MEALS & ACCOMMODATION		1,000	1,500	500	
4500 - ADVERTISING & COMMUNICATION					
5210 - SUBCONTRACT/SOUS CONTRAT			8,500	8,500	
5226 - COMPUTER MAINTENANCE D'ORDINATEUR					
5228 - HOSTING & SUPPORT/HÉBERGEMENT & SUPPORT		4,050	4,200	150	
<b>Expenses / Expenditure Total</b>		<b>28,521</b>	<b>40,771</b>	<b>12,250</b>	
<b>NET</b>		<b>28,521</b>	<b>40,771</b>	<b>12,250</b>	
<b>3860 - CONSERVATION AUTHORITY</b>		5210 - SUBCONTRACT/SOUS CONTRAT	4,000	4,000	
	7016 - REQUISITION	110,389	115,000	4,611	

## APPENDIX / ANNEXE A

### to report / au rapport F-20-2024

Expenses / Expenditure Total	114,389	119,000	4,611
NET	114,389	119,000	4,611
4000 - ROADWAYS/VOIRIE			
1180 - TOUCHETTE/INDIAN CREEK 2024	49,468	98,655	49,187
1240 - Innovation Garage & Salt Dome	123,991	127,393	3,402
1241 - ROAD FLEET 2014	40,499	13,671	(26,828)
1243 - SALT DOME	22,419	22,953	534
1248 - LATOUR BRIDGE	62,054	15,599	(46,455)
4000 - FULL TIME SALARY/SALAIRE TEMPS PLEIN	1,625,966	1,924,537	298,571
4001 - PART TIME SALARY/SALAIRE TEMPS PARTIEL	102,583	128,313	25,730
4002 - CAPITAL FULL TIME SALARY			
4003 - CAPITAL PART TIME SALARY			
4004 - TRAINING/FORMATION		8,000	8,000
4005 - OVERTIME/SURTEMPS	46,587	50,000	3,413
4008 - ON CALL SALARY/SALAIRE SUR APPREL		66,000	66,000
4010 - VACATION/VACANCES	162,638		(162,638)
4011 - STATUTORY/JOURS FERIES	93,013		(93,013)
4012 - SICK LEAVE/JOURNEE MALADIE	42,759		(42,759)
4013 - TXBL BENEFITS		4,320	4,320
4015 - AUTHORIZED LEAVE/CONGE AUTORISE			
4017 - CONVENTION & SEMINARS			
4018 - LUMP SUM			
4020 - C.P.P.	92,688	102,980	10,292
4021 - E.I.	31,552	34,336	2,784
4022 - OMERS	196,124	211,714	15,590
4023 - W.S.I.B.	71,367	75,972	4,606
4024 - E.H.T.	39,600	42,293	2,692
4025 - MEDICAL PLAN/ASS.GROUPE	117,873	124,135	6,262
4030 - MILEAGE/MILLAGE			
4031 - MACHINE RENTAL			
4050 - MATERIALS & SUPPLIES/MATERIELS ET FOURNITURE	859,400	837,900	(21,500)
4300 - BOOTS & UNIFORM/COSTUME ET CHAUSSURE DE TRAVAIL	5,250	4,000	(1,250)
4311 - SMALL TOOLS	7,100	6,000	(1,100)
4313 - LINE PAINTING	34,000	34,000	
4443 - WATER & SEWER SERVICES	2,600	3,600	1,000
4444 - GAZ & OIL/ESSENCE ET HUILE	48,500	48,500	
4445 - NATURAL GAS NATUREL			
4446 - PROPANE	42,300	38,800	(3,500)
4447 - HYDRO	29,850	27,450	(2,400)
4448 - HYDRO SECONDARY BUILDING	4,500	4,500	
4449 - DIESEL	400		(400)
4450 - TELEPHONE	3,225	3,250	25
4451 - CELLULAR PHONE/CELLULAIRE	12,000	12,000	
4453 - LUBRICANT			
4454 - DIESEL COLORÉ/DYED	268,300	268,000	(300)
4455 - DIESEL CLAIR/CLEAR	137,000	137,000	
4458 - INSURANCE	65,000	82,000	17,000
4460 - POSTAGE & COURRIER	750	1,300	550
4462 - LICENSES	23,681	23,400	(281)
4469 - W.S.I.B.	2,000	2,000	
4470 - ASSOCIATION FEES/FRAIS	2,600	2,600	
4471 - EDUCATION FEES/FRAIS	7,000	18,000	11,000
4472 - CONVENTION & SEMINARS	5,000	8,000	3,000
4473 - MEALS & ACCOMMODATION	3,500	3,500	
4500 - ADVERTISING & COMMUNICATION	750	750	
5202 - LEGAL/AVOCAT	5,000	5,000	
5206 - ENGINEERS/INGENIEURS	22,000	25,000	3,000
5210 - SUBCONTRACT/SOUS CONTRAT	13,825	13,825	
5215 - BUILDING REPAIR & MAINTENANCE	18,000	15,000	(3,000)
5216 - SERVICE & RENT	264,000	468,150	204,150
5225 - REPAIR & MAINTENANCE EQUIPMENT	341,000	337,000	(4,000)
5228 - HOSTING & SUPPORT/HÉBERGEMENT & SUPPORT		1,450	1,450
5230 - MACHINE RENTAL	93,000	96,800	3,800
7001 - DEBENTURE INTERST.INTERET	225,908	207,104	(18,804)

# APPENDIX / ANNEXE A

## to report / au rapport F-20-2024

	7007 - ACCRUED INTEREST			
	<b>Expenses / Expenditure Total</b>	<b>5,468,619</b>	<b>5,786,752</b>	<b>318,132</b>
	2100 - ADMIN	(106,645)	(108,798)	(2,153)
	3076 - ONTARIO	40,000	40,000	
	3078 - OTHER MUNICIPALITIES	10,000	10,000	
	3150 - CULVERT & ROAD CUT PERMIT	4,000	4,000	
	3500 - MISC./DIVERS	19,624	21,624	2,000
	3501 - INTERNAL TRANSFER FROM OTHER DEPT	575,000	432,000	(143,000)
	<b>Revenues / Funding Source Total</b>	<b>541,979</b>	<b>398,826</b>	<b>(143,153)</b>
	<b>NET</b>	<b>4,926,640</b>	<b>5,387,926</b>	<b>461,285</b>
<b>4005 - CROSSING PATROL/BRIGADERIE</b>	4000 - FULL TIME SALARY/SALAIRE TEMPS PLEIN	22,379		(22,379)
	4001 - PART TIME SALARY/SALAIRE TEMPS PARTIEL	8,002	36,036	28,034
	4010 - VACATION/VACANCES	1,852		(1,852)
	4011 - STATUTORY/JOURS FERIES	1,547		(1,547)
	4012 - SICK LEAVE/JOURNEE MALADIE	573		(573)
	4013 - TXBL BENEFITS		288	288
	4015 - AUTHORIZED LEAVE/CONGE AUTORISE			
	4020 - C.P.P.	1,594	1,728	134
	4021 - E.I.	727	829	102
	4022 - OMERS	2,252	1,521	(731)
	4023 - W.S.I.B.	1,216	1,297	81
	4024 - E.H.T.	659	703	44
	4025 - MEDICAL PLAN/ASS.GROUPE	2,513		(2,513)
	4050 - MATERIALS & SUPPLIES/MATERIELS ET FOURNITURE			
	4300 - BOOTS & UNIFORM/COSTUME ET CHAUSSURE DE TRAVAIL			
	<b>Expenses / Expenditure Total</b>	<b>43,315</b>	<b>42,402</b>	<b>(913)</b>
	<b>NET</b>	<b>43,315</b>	<b>42,402</b>	<b>(913)</b>
<b>4010 - STREET LIGHTS/LUMIERE DE RUE</b>	4447 - HYDRO	110,000	85,000	(25,000)
	5216 - SERVICE & RENT	8,000	10,000	2,000
	7001 - DEBENTURE INTERST.INTERET			
	<b>Expenses / Expenditure Total</b>	<b>118,000</b>	<b>95,000</b>	<b>(23,000)</b>
	<b>NET</b>	<b>118,000</b>	<b>95,000</b>	<b>(23,000)</b>
<b>5501 - GENERAL W&amp;S/E&amp;E</b>	4000 - FULL TIME SALARY/SALAIRE TEMPS PLEIN	752,097	904,328	152,232
	4001 - PART TIME SALARY/SALAIRE TEMPS PARTIEL			
	4002 - CAPITAL FULL TIME SALARY			
	4003 - CAPITAL PART TIME SALARY			
	4004 - TRAINING/FORMATION			
	4005 - OVERTIME/SURTEMPS	6,462		(6,462)
	4008 - ON CALL SALARY/SALAIRE SUR APPREL	9,508	10,400	892
	4010 - VACATION/VACANCES	59,162		(59,162)
	4011 - STATUTORY/JOURS FERIES	39,707		(39,707)
	4012 - SICK LEAVE/JOURNEE MALADIE	19,453		(19,453)
	4013 - TXBL BENEFITS		1,580	1,580
	4015 - AUTHORIZED LEAVE/CONGE AUTORISE			
	4017 - CONVENTION & SEMINARS			
	4018 - LUMP SUM			
	4020 - C.P.P.	35,701	38,415	2,714
	4021 - E.I.	11,908	12,369	460
	4022 - OMERS	90,887	97,964	7,077
	4023 - W.S.I.B.	30,083	31,175	1,092
	4024 - E.H.T.	16,905	17,837	932
	4025 - MEDICAL PLAN/ASS.GROUPE	44,455	43,251	(1,205)
	4030 - MILEAGE/MILLAGE			
	4031 - MACHINE RENTAL			
	4050 - MATERIALS & SUPPLIES/MATERIELS ET FOURNITURE	20,200	26,000	5,800
	4051 - OFFICE SUPPLIES/FOURNITURE DE BUREAU	6,000	6,200	200
	4300 - BOOTS & UNIFORM/COSTUME ET CHAUSSURE DE TRAVAIL	4,000	4,100	100
	4444 - GAZ & OIL/ESSENCE ET HUILE	25,500	25,000	(500)
	4446 - PROPANE	12,500	12,500	
	4447 - HYDRO	6,000	6,000	
	4450 - TELEPHONE	4,000	4,000	
	4451 - CELLULAR PHONE/CELLULAIRE	6,200	6,500	300

## APPENDIX / ANNEXE A

### to report / au rapport F-20-2024

	4452 - INTERNET			
	4454 - DIESEL COLORÉ/DYED	1,000	1,000	
	4455 - DIESEL CLAIR/CLEAR	12,000	12,000	
	4458 - INSURANCE	7,500	14,000	6,500
	4460 - POSTAGE & COURRIER	9,000	9,000	
	4462 - LICENSES	530		(530)
	4470 - ASSOCIATION FEES/FRAIS	2,000	2,200	200
	4471 - EDUCATION FEES/FRAIS	13,000	12,000	(1,000)
	4472 - CONVENTION & SEMINARS	2,000	7,000	5,000
	4473 - MEALS & ACCOMMODATION	200	650	450
	4500 - ADVERTISING & COMMUNICATION	800	1,000	200
	5210 - SUBCONTRACT/SOUS CONTRAT	10,000	10,500	500
	5211 - CONTRACTOR			
	5215 - BUILDING REPAIR & MAINTENANCE	1,000	1,500	500
	5216 - SERVICE & RENT			
	5225 - REPAIR & MAINTENANCE EQUIPMENT	45,500	58,500	13,000
	5226 - COMPUTER MAINTENANCE D'ORDINATEUR	1,500	1,700	200
	5228 - HOSTING & SUPPORT/HÉBERGEMENT & SUPPORT	5,000	10,000	5,000
	<b>Expenses / Expenditure Total</b>	<b>1,311,759</b>	<b>1,388,669</b>	<b>76,910</b>
	2205 - GENERAL SEWER / ÉGOUT GÉNÉRAL RESERVE FUND	(119,665)	(148,207)	(28,542)
	3500 - MISC./DIVERS	25,000	25,000	
	3501 - INTERNAL TRANSFER FROM OTHER DEPT	35,000	35,000	
	<b>Revenues / Funding Source Total</b>	<b>(59,665)</b>	<b>(88,207)</b>	<b>(28,542)</b>
	<b>NET</b>	<b>1,371,424</b>	<b>1,476,876</b>	<b>105,452</b>
<b>5510 - SEWER LIMOGES EGOUTS</b>	4050 - MATERIALS & SUPPLIES/MATERIELS ET FOURNITURE	27,000	28,000	1,000
	4200 - CHEMICALS/CHIMIQUE	60,000	55,000	(5,000)
	4441 - TAXES	3,350	3,350	
	4444 - GAZ & OIL/ESSENCE ET HUILE	4,000		(4,000)
	4447 - HYDRO	135,000	165,000	30,000
	4450 - TELEPHONE	500	600	100
	4458 - INSURANCE	3,100	7,000	3,900
	5206 - ENGINEERS/INGENIEURS	20,000	100,000	80,000
	5210 - SUBCONTRACT/SOUS CONTRAT	60,000	76,000	16,000
	5215 - BUILDING REPAIR & MAINTENANCE	5,000	6,000	1,000
	5216 - SERVICE & RENT	30,000	35,000	5,000
	5225 - REPAIR & MAINTENANCE EQUIPMENT	110,000	112,000	2,000
	7001 - DEBENTURE INTERST.INTERET			
	<b>Expenses / Expenditure Total</b>	<b>457,950</b>	<b>587,950</b>	<b>130,000</b>
	3076 - ONTARIO			
	3105 - BANK INTEREST/INTERET			
	3400 - SERVICE CHARGE	1,012,593	1,091,829	79,236
	3402 - CONST. REIMBURSEMENT/REMBOURSEMENT			
	3500 - MISC./DIVERS			
	<b>Revenues / Funding Source Total</b>	<b>1,012,593</b>	<b>1,091,829</b>	<b>79,236</b>
	<b>NET</b>	<b>(554,643)</b>	<b>(503,879)</b>	<b>50,764</b>
<b>5511 - SEWER ST-BERNARDIN EGOUTS</b>	4050 - MATERIALS & SUPPLIES/MATERIELS ET FOURNITURE	1,000	1,000	
	4446 - PROPANE	1,500	600	(900)
	4447 - HYDRO	1,000	1,100	100
	4450 - TELEPHONE			
	4458 - INSURANCE			
	5206 - ENGINEERS/INGENIEURS	9,500	9,500	
	5210 - SUBCONTRACT/SOUS CONTRAT		1,500	1,500
	5215 - BUILDING REPAIR & MAINTENANCE	1,500	1,000	(500)
	5216 - SERVICE & RENT	1,500	2,500	1,000
	5225 - REPAIR & MAINTENANCE EQUIPMENT	2,500	5,000	2,500
	<b>Expenses / Expenditure Total</b>	<b>18,500</b>	<b>22,200</b>	<b>3,700</b>
	3400 - SERVICE CHARGE	9,866	10,516	650
	3402 - CONST. REIMBURSEMENT/REMBOURSEMENT			
	<b>Revenues / Funding Source Total</b>	<b>9,866</b>	<b>10,516</b>	<b>650</b>
	<b>NET</b>	<b>8,634</b>	<b>11,684</b>	<b>3,050</b>
<b>5512 - SEWER ST-ALBERT EGOUTS</b>	4050 - MATERIALS & SUPPLIES/MATERIELS ET FOURNITURE	4,000	1,500	(2,500)
	4200 - CHEMICALS/CHIMIQUE	45,000	40,000	(5,000)

## APPENDIX / ANNEXE A

### to report / au rapport F-20-2024

	4441 - TAXES			
	4444 - GAZ & OIL/ESSENCE ET HUILE	1,000	1,000	
	4447 - HYDRO	18,000	21,000	3,000
	4450 - TELEPHONE			
	4458 - INSURANCE	450	500	50
	5202 - LEGAL/AVOCAT			
	5206 - ENGINEERS/INGENIEURS		5,000	5,000
	5210 - SUBCONTRACT/SOUS CONTRAT	15,000	10,000	(5,000)
	5215 - BUILDING REPAIR & MAINTENANCE	5,000	2,000	(3,000)
	5216 - SERVICE & RENT	8,000	6,000	(2,000)
	5225 - REPAIR & MAINTENANCE EQUIPMENT	15,000	15,000	
	7001 - DEBENTURE INTERST.INTERET			
	<b>Expenses / Expenditure Total</b>	<b>111,450</b>	<b>102,000</b>	<b>(9,450)</b>
	3400 - SERVICE CHARGE	161,400	173,827	12,427
	3402 - CONST. REIMBURSEMENT/REMBOURSEMENT			
	3500 - MISC./DIVERS			
	<b>Revenues / Funding Source Total</b>	<b>161,400</b>	<b>173,827</b>	<b>12,427</b>
	<b>NET</b>	<b>(49,950)</b>	<b>(71,827)</b>	<b>(21,877)</b>
<b>5513 - SEWER ST-ISIDORE EGOUTS</b>	4050 - MATERIALS &SUPPLIES/MATERIELS ET FOURNITURE	2,500	2,500	
	4200 - CHEMICALS/CHIMIQUE	10,000	11,000	1,000
	4441 - TAXES	9,500	10,000	500
	4443 - WATER & SEWER SERVICES	300	300	
	4444 - GAZ & OIL/ESSENCE ET HUILE	300	400	100
	4447 - HYDRO	7,000	7,000	
	4450 - TELEPHONE			
	4458 - INSURANCE	600	625	25
	5206 - ENGINEERS/INGENIEURS	100,000	20,000	(80,000)
	5210 - SUBCONTRACT/SOUS CONTRAT	3,000	4,000	1,000
	5215 - BUILDING REPAIR & MAINTENANCE	1,000	1,000	
	5216 - SERVICE & RENT	5,000	5,000	
	5225 - REPAIR & MAINTENANCE EQUIPMENT	15,000	15,000	
	<b>Expenses / Expenditure Total</b>	<b>154,200</b>	<b>76,825</b>	<b>(77,375)</b>
	3400 - SERVICE CHARGE	269,030	290,123	21,094
	3402 - CONST. REIMBURSEMENT/REMBOURSEMENT			
	<b>Revenues / Funding Source Total</b>	<b>269,030</b>	<b>290,123</b>	<b>21,094</b>
	<b>NET</b>	<b>(114,830)</b>	<b>(213,298)</b>	<b>(98,469)</b>
<b>5515 - SEWER FOURNIER EGOUTS</b>	4050 - MATERIALS &SUPPLIES/MATERIELS ET FOURNITURE	1,000	1,000	
	4447 - HYDRO	6,000	6,200	200
	4450 - TELEPHONE	1,000	1,000	
	4458 - INSURANCE	600	600	
	5206 - ENGINEERS/INGENIEURS	10,000	12,000	2,000
	5210 - SUBCONTRACT/SOUS CONTRAT	7,500	7,500	
	5215 - BUILDING REPAIR & MAINTENANCE	1,500	1,500	
	5216 - SERVICE & RENT	7,000	7,200	200
	5225 - REPAIR & MAINTENANCE EQUIPMENT	10,000	12,500	2,500
	7001 - DEBENTURE INTERST.INTERET			
	<b>Expenses / Expenditure Total</b>	<b>44,600</b>	<b>49,500</b>	<b>4,900</b>
	3105 - BANK INTEREST/INTERET			
	3400 - SERVICE CHARGE	54,320	58,148	3,828
	3402 - CONST. REIMBURSEMENT/REMBOURSEMENT			
	<b>Revenues / Funding Source Total</b>	<b>54,320</b>	<b>58,148</b>	<b>3,828</b>
	<b>NET</b>	<b>(9,720)</b>	<b>(8,648)</b>	<b>1,072</b>
<b>5516 - SEWER FOREST PARK EGOUTS</b>	7001 - DEBENTURE INTERST.INTERET	23,484	20,673	(2,811)
	<b>Expenses / Expenditure Total</b>	<b>23,484</b>	<b>20,673</b>	<b>(2,811)</b>
	3402 - CONST. REIMBURSEMENT/REMBOURSEMENT	23,484	20,673	(2,811)
	<b>Revenues / Funding Source Total</b>	<b>23,484</b>	<b>20,673</b>	<b>(2,811)</b>
	<b>NET</b>			
<b>5520 - WATER LIMOGES EAU</b>	4030 - MILEAGE/MILLAGE			
	4050 - MATERIALS &SUPPLIES/MATERIELS ET FOURNITURE	35,000	37,500	2,500
	4200 - CHEMICALS/CHIMIQUE	115,000	117,000	2,000
	4441 - TAXES	5,000		(5,000)
	4443 - WATER & SEWER SERVICES	225,804	328,000	102,196

## APPENDIX / ANNEXE A

### to report / au rapport F-20-2024

4444 - GAZ & OIL/ESSENCE ET HUILE	1,000	3,000	2,000
4445 - NATURAL GAS NATUREL	3,000	3,200	200
4447 - HYDRO	97,000	100,000	3,000
4450 - TELEPHONE	5,000	5,200	200
4452 - INTERNET		7,000	7,000
4458 - INSURANCE	23,500	17,500	(6,000)
4461 - RADIO LICENSES			
4470 - ASSOCIATION FEES/FRAIS		1,500	1,500
4472 - CONVENTION & SEMINARS			
5202 - LEGAL/AVOCAT		50,000	50,000
5206 - ENGINEERS/INGENIEURS	90,000	60,000	(30,000)
5208 - SIMO TEAM			
5210 - SUBCONTRACT/SOUS CONTRAT	135,000	60,000	(75,000)
5215 - BUILDING REPAIR & MAINTENANCE	5,000	5,000	
5216 - SERVICE & RENT	6,000	30,000	24,000
5225 - REPAIR & MAINTENANCE EQUIPMENT	120,000	173,500	53,500
7001 - DEBENTURE INTERST.INTERET			
<b>Expenses / Expenditure Total</b>	<b>866,304</b>	<b>998,400</b>	<b>132,096</b>
2250 - WATER / EAU LIMOGES RESERVE FUND	(142,871)	(283,575)	(140,704)
3076 - ONTARIO			
3105 - BANK INTEREST/INTERET			
3400 - SERVICE CHARGE	794,384	905,244	110,860
3401 - METERING FEES/FRAIS DE COMSOMMATION	798,118	976,729	178,611
3402 - CONST. REIMBURSEMENT/REMBOURSEMENT			
3406 - WATER METER/COMPTEUR D'EAU	5,000	20,000	15,000
3500 - MISC./DIVERS			
<b>Revenues / Funding Source Total</b>	<b>1,454,631</b>	<b>1,618,398</b>	<b>163,767</b>
<b>NET</b>	<b>(588,327)</b>	<b>(619,998)</b>	<b>(31,671)</b>
<b>5521 - LINDA WATER PROJECT EAU LINDA</b>			
7001 - DEBENTURE INTERST.INTERET			
<b>Expenses / Expenditure Total</b>			
3105 - BANK INTEREST/INTERET			
3402 - CONST. REIMBURSEMENT/REMBOURSEMENT			
<b>Revenues / Funding Source Total</b>			
<b>NET</b>			
<b>5523 - WATER ST-ISIDORE EAU</b>			
4050 - MATERIALS & SUPPLIES/MATERIELS ET FOURNITURE	8,000	8,000	
4441 - TAXES	1,200	1,200	
4444 - GAZ & OIL/ESSENCE ET HUILE	1,000	1,000	
4447 - HYDRO	12,000	12,000	
4450 - TELEPHONE	1,500	1,500	
4458 - INSURANCE	5,000	4,000	(1,000)
5202 - LEGAL/AVOCAT			
5206 - ENGINEERS/INGENIEURS	10,000	10,000	
5208 - SIMO TEAM			
5210 - SUBCONTRACT/SOUS CONTRAT	10,000	10,000	
5215 - BUILDING REPAIR & MAINTENANCE	2,000	2,000	
5216 - SERVICE & RENT	1,500	10,000	8,500
5225 - REPAIR & MAINTENANCE EQUIPMENT	32,000	41,000	9,000
5226 - COMPUTER MAINTENANCE D'ORDINATEUR			
7001 - DEBENTURE INTERST.INTERET	27,579		(27,579)
7016 - REQUISITION	195,000	205,000	10,000
<b>Expenses / Expenditure Total</b>	<b>306,779</b>	<b>305,700</b>	<b>(1,079)</b>
2240 - WATER / EAU ST-ISIDORE RESERVE FUND	(160,194)	(230,432)	(70,238)
3105 - BANK INTEREST/INTERET			
3400 - SERVICE CHARGE	270,334	279,279	8,945
3401 - METERING FEES/FRAIS DE COMSOMMATION	231,649	269,838	38,189
3402 - CONST. REIMBURSEMENT/REMBOURSEMENT	27,579	28,648	1,069
3405 - CAPITAL CHARGE SERVICE/FRAIS SERVICE CAPITAL			
3500 - MISC./DIVERS			
<b>Revenues / Funding Source Total</b>	<b>369,368</b>	<b>347,333</b>	<b>(22,035)</b>
<b>NET</b>	<b>(62,589)</b>	<b>(41,633)</b>	<b>20,956</b>
<b>5532 - W&amp;S LIMOGES IND. PARK E&amp;ES</b>			
7001 - DEBENTURE INTERST.INTERET			
<b>Expenses / Expenditure Total</b>			
3105 - BANK INTEREST/INTERET			



# APPENDIX / ANNEXE A

## to report / au rapport F-20-2024

	3402 - CONST. REIMBURSEMENT/REMBOURSEMENT			
	<b>Revenues / Funding Source Total</b>			
	<b>NET</b>			
<b>5533 - W&amp;S BLVD BOURDEAU E&amp;ES</b>	3402 - CONST. REIMBURSEMENT/REMBOURSEMENT			
	<b>Revenues / Funding Source Total</b>			
	<b>NET</b>			
<b>5540 - GR.SEWER LIMOGES CR.EGOUTS</b>	1246 - LIMOGES LAGOON 2022 (LOAN 1)	318,496	332,708	14,212
	1247 - LIMOGES LAGOON 2022 (LOAN 2)	10,201	10,699	499
	1249 - SPS 11		453,294	453,294
	7001 - DEBENTURE INTERST.INTERET	776,314	683,077	(93,237)
	7009 - INTEREST EXPENSES			
	<b>Expenses / Expenditure Total</b>	<b>1,105,011</b>	<b>1,479,778</b>	<b>374,767</b>
	2220 - SEWER GROWTH / ÉGOUTS CROISSANCE RESERVE FUND	(365,829)	(114,351)	251,478
	3105 - BANK INTEREST/INTERET	735,420		(735,420)
	3402 - CONST. REIMBURSEMENT/REMBOURSEMENT	735,420	1,594,129	858,709
	<b>Revenues / Funding Source Total</b>	<b>1,105,011</b>	<b>1,479,778</b>	<b>374,767</b>
	<b>NET</b>			
<b>5541 - GR. SEWER FOREST PARK CR. EGOUTS</b>	1160 - FOREST PARK SEWER/EGOUT	26,325	27,512	1,187
	7001 - DEBENTURE INTERST.INTERET	9,918	8,731	(1,187)
	<b>Expenses / Expenditure Total</b>	<b>36,243</b>	<b>36,244</b>	
	3402 - CONST. REIMBURSEMENT/REMBOURSEMENT			
	<b>Revenues / Funding Source Total</b>			
	<b>NET</b>	<b>36,243</b>	<b>36,244</b>	
<b>5550 - GR. WATER LIMOGES CR.EAU</b>	1244 - LIMOGES WATERMAIN PH 1 - 2022 (LOAN 1)	204,164	213,301	9,137
	1245 - LIMOGES WATERMAIN PH 1 - 2022 (LOAN 2)	204,164	213,301	9,137
	1250 - WATER ROCKLAND		37,423	37,423
	7001 - DEBENTURE INTERST.INTERET	595,298	624,842	29,545
	<b>Expenses / Expenditure Total</b>	<b>1,003,625</b>	<b>1,088,867</b>	<b>85,242</b>
	2245 - WATER GROWTH / EAU CROISSANCE LIMOGES RESERVE FUND	(545,415)	(8,206)	537,209
	3105 - BANK INTEREST/INTERET	774,520		(774,520)
	3402 - CONST. REIMBURSEMENT/REMBOURSEMENT	774,520	1,097,073	322,553
	<b>Revenues / Funding Source Total</b>	<b>1,003,625</b>	<b>1,088,867</b>	<b>85,242</b>
	<b>NET</b>			
<b>5551 - GR. WATER LINDA CR. EAU</b>	5210 - SUBCONTRACT/SOUS CONTRAT			
	7001 - DEBENTURE INTERST.INTERET			
	<b>Expenses / Expenditure Total</b>			
	3105 - BANK INTEREST/INTERET			
	3402 - CONST. REIMBURSEMENT/REMBOURSEMENT			
	<b>Revenues / Funding Source Total</b>			
	<b>NET</b>			
<b>5552 - GR. WATER ST-ISIDORE CR. EAU</b>	5210 - SUBCONTRACT/SOUS CONTRAT			
	7001 - DEBENTURE INTERST.INTERET			
	<b>Expenses / Expenditure Total</b>			
	3105 - BANK INTEREST/INTERET			
	3402 - CONST. REIMBURSEMENT/REMBOURSEMENT			
	<b>Revenues / Funding Source Total</b>			
	<b>NET</b>			
<b>5560 - GR. WATER LIMOGES IND. PARK CR.EAU</b>	7001 - DEBENTURE INTERST.INTERET			
	<b>Expenses / Expenditure Total</b>			
	3105 - BANK INTEREST/INTERET			
	<b>Revenues / Funding Source Total</b>			
	<b>NET</b>			
<b>5561 - GR.W&amp;S CALYPSO CR E&amp;ES</b>	1170 - CALYPSO #1		10,734	10,734
	1171 - CALYPSO #2		69,064	69,064
	1246 - LIMOGES LAGOON 2022 (LOAN 1)	10,300		(10,300)
	1247 - LIMOGES LAGOON 2022 (LOAN 2)	66,084		(66,084)
	7001 - DEBENTURE INTERST.INTERET	82,879	72,292	(10,586)
	<b>Expenses / Expenditure Total</b>	<b>159,263</b>	<b>152,091</b>	<b>(7,172)</b>
	3402 - CONST. REIMBURSEMENT/REMBOURSEMENT	54,672	47,500	(7,172)
	<b>Revenues / Funding Source Total</b>	<b>54,672</b>	<b>47,500</b>	<b>(7,172)</b>
	<b>NET</b>	<b>104,590</b>	<b>104,591</b>	
<b>5800 - ENVIRONMENT/ENVIRONEMENT</b>	4000 - FULL TIME SALARY/SALAIRE TEMPS PLEIN	196,304	255,533	59,229
	4001 - PART TIME SALARY/SALAIRE TEMPS PARTIEL	10,288	37,314	27,026

## APPENDIX / ANNEXE A

### to report / au rapport F-20-2024

4002 - CAPITAL FULL TIME SALARY			
4003 - CAPITAL PART TIME SALARY			
4004 - TRAINING/FORMATION			
4005 - OVERTIME/SURTEMPS			
4010 - VACATION/VACANCES	13,862		(13,862)
4011 - STATUTORY/JOURS FERIES	10,582		(10,582)
4012 - SICK LEAVE/JOURNEE MALADIE	5,027		(5,027)
4013 - TXBL BENEFITS		566	566
4015 - AUTHORIZED LEAVE/CONGE AUTORISE			
4020 - C.P.P.	9,543	13,351	3,808
4021 - E.I.	3,334	4,602	1,268
4022 - OMERS	23,285	30,241	6,956
4023 - W.S.I.B.	7,933	10,077	2,143
4024 - E.H.T.	4,505	5,711	1,205
4025 - MEDICAL PLAN/ASS.GROUPE	18,124	19,540	1,415
4030 - MILEAGE/MILLAGE			
4031 - MACHINE RENTAL			
4050 - MATERIALS & SUPPLIES/MATERIELS ET FOURNITURE	3,500	4,000	500
4300 - BOOTS & UNIFORM/COSTUME ET CHAUSSURE DE TRAVAIL	1,350	1,250	(100)
4444 - GAZ & OIL/ESSENCE ET HUILE	11,700	17,450	5,750
4446 - PROPANE			
4447 - HYDRO			
4450 - TELEPHONE			
4451 - CELLULAR PHONE/CELLULAIRE	1,500	1,500	
4458 - INSURANCE	5,500	5,600	100
4462 - LICENSES			
4470 - ASSOCIATION FEES/FRAIS	2,600	2,000	(600)
4471 - EDUCATION FEES/FRAIS	3,000	3,000	
4472 - CONVENTION & SEMINARS	2,000	2,500	500
4473 - MEALS & ACCOMMODATION	2,000	2,000	
4500 - ADVERTISING & COMMUNICATION	2,000	1,000	(1,000)
5210 - SUBCONTRACT/SOUS CONTRAT			
5216 - SERVICE & RENT			
5225 - REPAIR & MAINTENANCE EQUIPMENT	8,000	7,350	(650)
5230 - MACHINE RENTAL			
5300 - CLOSURE & POST CLOSURE COST			
7005 - SEWER ACCRUED INTEREST.INTERET COURU EGOUTS			
7006 - WATER ACCRUED INTEREST/INTERET COURU EAU			
<b>Expenses / Expenditure Total</b>	<b>345,938</b>	<b>424,583</b>	<b>78,645</b>
3076 - ONTARIO			
3500 - MISC./DIVERS			
<b>Revenues / Funding Source Total</b>			
<b>NET</b>	<b>345,938</b>	<b>424,583</b>	<b>78,645</b>
<b>5810 - ST-ISIDORE LANDFILL/DEPOTOIR</b>			
4050 - MATERIALS & SUPPLIES/MATERIELS ET FOURNITURE	3,000	3,000	
4055 - MONITORING	3,500	4,500	1,000
4441 - TAXES	4,000	4,000	
5206 - ENGINEERS/INGENIEURS	1,107	5,000	3,893
5210 - SUBCONTRACT/SOUS CONTRAT	5,000	5,000	
<b>Expenses / Expenditure Total</b>	<b>16,607</b>	<b>21,500</b>	<b>4,893</b>
<b>NET</b>	<b>16,607</b>	<b>21,500</b>	<b>4,893</b>
<b>5830 - ST-BERNARDIN LANDFILL/DEPOTOIR</b>			
4030 - MILEAGE/MILLAGE			
4050 - MATERIALS & SUPPLIES/MATERIELS ET FOURNITURE	2,500	2,500	
4055 - MONITORING	4,000	4,500	500
4441 - TAXES	4,000	4,250	250
5202 - LEGAL/AVOCAT			
5206 - ENGINEERS/INGENIEURS	1,107	5,000	3,893
5210 - SUBCONTRACT/SOUS CONTRAT			
5230 - MACHINE RENTAL	10,000	10,000	
<b>Expenses / Expenditure Total</b>	<b>21,607</b>	<b>26,250</b>	<b>4,643</b>
3415 - TIPPING FEES/FRAIS DEPOTOIR			
<b>Revenues / Funding Source Total</b>			

## APPENDIX / ANNEXE A

### to report / au rapport F-20-2024

	<b>NET</b>	<b>21,607</b>	<b>26,250</b>	<b>4,643</b>
<b>5835 - FOURNIER LANDFILL/DEPOTOIR</b>	4002 - CAPITAL FULL TIME SALARY			
	4003 - CAPITAL PART TIME SALARY			
	4020 - C.P.P.			
	4021 - E.I.			
	4022 - OMERS			
	4023 - W.S.I.B.			
	4024 - E.H.T.			
	4031 - MACHINE RENTAL			
	4050 - MATERIALS & SUPPLIES/MATERIELS ET FOURNITURE	4,000	4,000	
	4055 - MONITORING	7,525	8,000	475
	4441 - TAXES	4,700	10,400	5,700
	5206 - ENGINEERS/INGENIEURS	5,200	5,000	(200)
	5210 - SUBCONTRACT/SOUS CONTRAT	8,000	10,000	2,000
	5220 - TOXIC WASTE			
	5230 - MACHINE RENTAL	25,000	25,000	
	<b>Expenses / Expenditure Total</b>	<b>54,425</b>	<b>62,400</b>	<b>7,975</b>
	3076 - ONTARIO			
	3415 - TIPPING FEES/FRAIS DEPOTOIR	42,000	42,000	
	3500 - MISC./DIVERS	4,000	6,000	2,000
	<b>Revenues / Funding Source Total</b>	<b>46,000</b>	<b>48,000</b>	<b>2,000</b>
	<b>NET</b>	<b>8,425</b>	<b>14,400</b>	<b>5,975</b>
<b>5838 - CENTRAL LANDFILL/DEPOTOIR</b>	4050 - MATERIALS & SUPPLIES/MATERIELS ET FOURNITURE	1,500	1,500	
	4055 - MONITORING	2,000	2,250	250
	4441 - TAXES			
	5206 - ENGINEERS/INGENIEURS	5,200	5,000	(200)
	5210 - SUBCONTRACT/SOUS CONTRAT	5,000	15,000	10,000
	<b>Expenses / Expenditure Total</b>	<b>13,700</b>	<b>23,750</b>	<b>10,050</b>
	<b>NET</b>	<b>13,700</b>	<b>23,750</b>	<b>10,050</b>
<b>5840 - ST-ALBERT LANDFILL/DEPOTOIR</b>	4050 - MATERIALS & SUPPLIES/MATERIELS ET FOURNITURE	1,500	1,500	
	4055 - MONITORING	5,625	8,000	2,375
	4441 - TAXES			
	5206 - ENGINEERS/INGENIEURS	5,200	5,000	(200)
	5210 - SUBCONTRACT/SOUS CONTRAT		10,000	10,000
	<b>Expenses / Expenditure Total</b>	<b>12,325</b>	<b>24,500</b>	<b>12,175</b>
	<b>NET</b>	<b>12,325</b>	<b>24,500</b>	<b>12,175</b>
<b>5850 - LIMOGES LANDFILL/DEPOTOIR</b>	4050 - MATERIALS & SUPPLIES/MATERIELS ET FOURNITURE	4,000	4,000	
	4055 - MONITORING	4,700	5,000	300
	4441 - TAXES	5,600	5,800	200
	4444 - GAZ & OIL/ESSENCE ET HUILE			
	5202 - LEGAL/AVOCAT			
	5206 - ENGINEERS/INGENIEURS	5,200	5,200	
	5210 - SUBCONTRACT/SOUS CONTRAT	10,000	15,000	5,000
	5220 - TOXIC WASTE			
	5230 - MACHINE RENTAL	25,000	27,750	2,750
	<b>Expenses / Expenditure Total</b>	<b>54,500</b>	<b>62,750</b>	<b>8,250</b>
	3076 - ONTARIO			
	3415 - TIPPING FEES/FRAIS DEPOTOIR	53,000	50,000	(3,000)
	3500 - MISC./DIVERS	12,000	10,000	(2,000)
	<b>Revenues / Funding Source Total</b>	<b>65,000</b>	<b>60,000</b>	<b>(5,000)</b>
	<b>NET</b>	<b>(10,500)</b>	<b>2,750</b>	<b>13,250</b>
<b>5870 - GARBAGE COLLECTION ORDURE</b>	4000 - FULL TIME SALARY/SALAIRE TEMPS PLEIN	12,450		(12,450)
	4001 - PART TIME SALARY/SALAIRE TEMPS PARTIEL	1,325		(1,325)
	4005 - OVERTIME/SURTEMPS			
	4020 - C.P.P.	725		(725)
	4021 - E.I.	265		(265)
	4022 - OMERS	1,270		(1,270)
	4023 - W.S.I.B.	130		(130)
	4024 - E.H.T.	280		(280)
	4025 - MEDICAL PLAN/ASS.GROUPE			
	4031 - MACHINE RENTAL	1,500		(1,500)

## APPENDIX / ANNEXE A

### to report / au rapport F-20-2024

	4050 - MATERIALS & SUPPLIES/MATERIELS ET FOURNITURE	1,000	1,000	
	5210 - SUBCONTRACT/SOUS CONTRAT	460,510	532,000	71,490
	5220 - TOXIC WASTE	18,800	19,000	200
	5221 - GARBAGE BIN/POUBELLE	1,000	1,500	500
	5223 - OTHER SERVICES/AUTRES SERVICES	12,000	14,500	2,500
	<b>Expenses / Expenditure Total</b>	<b>511,255</b>	<b>568,000</b>	<b>56,745</b>
	3076 - ONTARIO			
	3078 - OTHER MUNICIPALITIES			
	3420 - GARBAGE FEES/FRAIS D'ORDURES	931,680	988,000	56,320
	3422 - GARBAGE TAGS/ETIQUETTE D'ORDURES	31,500	7,500	(24,000)
	3423 - OTHER SERVICES/AUTRES SERVICES		8,000	8,000
	<b>Revenues / Funding Source Total</b>	<b>963,180</b>	<b>1,003,500</b>	<b>40,320</b>
	<b>NET</b>	<b>(451,925)</b>	<b>(435,500)</b>	<b>16,425</b>
<b>5880 - RECYCLING COLLECTION RECYCLAGE</b>	4050 - MATERIALS & SUPPLIES/MATERIELS ET FOURNITURE			
	5210 - SUBCONTRACT/SOUS CONTRAT	10,000	10,000	
	<b>Expenses / Expenditure Total</b>	<b>10,000</b>	<b>10,000</b>	
	3076 - ONTARIO			
	3421 - RECYCLING FEES/FRAIS DE RECYCLAGES			
	3423 - OTHER SERVICES/AUTRES SERVICES			
	<b>Revenues / Funding Source Total</b>			
	<b>NET</b>	<b>10,000</b>	<b>10,000</b>	
<b>5890 - GARBAGE DISP./ENLEV.D'ORDURE</b>	5210 - SUBCONTRACT/SOUS CONTRAT	185,000	187,000	2,000
	7010 - DONATION	3,000	3,000	
	<b>Expenses / Expenditure Total</b>	<b>188,000</b>	<b>190,000</b>	<b>2,000</b>
	2200 - ENVIRONMENT RESERVE FUND	(211,293)	(165,750)	45,543
	<b>Revenues / Funding Source Total</b>	<b>(211,293)</b>	<b>(165,750)</b>	<b>45,543</b>
	<b>NET</b>	<b>399,293</b>	<b>355,750</b>	<b>(43,543)</b>
<b>5895 - STORM WATER POND</b>	4050 - MATERIALS & SUPPLIES/MATERIELS ET FOURNITURE	1,000	1,000	
	4200 - CHEMICALS/CHIMIQUE	1,000	1,000	
	4447 - HYDRO	500	500	
	5206 - ENGINEERS/INGENIEURS	30,000	30,000	
	5216 - SERVICE & RENT	3,500	3,500	
	<b>Expenses / Expenditure Total</b>	<b>36,000</b>	<b>36,000</b>	
	<b>NET</b>	<b>36,000</b>	<b>36,000</b>	
<b>7010 - ST-ISIDORE PARK/PARC</b>	4000 - FULL TIME SALARY/SALAIRE TEMPS PLEIN			
	4001 - PART TIME SALARY/SALAIRE TEMPS PARTIEL			
	4005 - OVERTIME/SURTEMPS			
	4010 - VACATION/VACANCES			
	4011 - STATUTORY/JOURS FERIES			
	4020 - C.P.P.			
	4021 - E.I.			
	4022 - OMERS			
	4023 - W.S.I.B.			
	4024 - E.H.T.			
	4025 - MEDICAL PLAN/ASS.GROUPE			
	4050 - MATERIALS & SUPPLIES/MATERIELS ET FOURNITURE	1,500	5,000	3,500
	4443 - WATER & SEWER SERVICES	6,000	6,300	300
	4444 - GAZ & OIL/ESSENCE ET HUILE	50	50	
	4447 - HYDRO	1,600	1,500	(100)
	4458 - INSURANCE	1,650	1,700	50
	4500 - ADVERTISING & COMMUNICATION		5,000	5,000
	5210 - SUBCONTRACT/SOUS CONTRAT	10,100	8,100	(2,000)
	5215 - BUILDING REPAIR & MAINTENANCE	250	250	
	5225 - REPAIR & MAINTENANCE EQUIPMENT	100	100	
	7015 - TRANSFER TO PAYABLE			
	<b>Expenses / Expenditure Total</b>	<b>21,250</b>	<b>28,000</b>	<b>6,750</b>
	3075 - CANADA			
	3110 - REGISTRATION/ENREGISTREMENT			
	3500 - MISC./DIVERS			
	3800 - MUNICIPAL CONTRIBUTION MUNICIPAL	21,250	28,000	6,750
	<b>Revenues / Funding Source Total</b>	<b>21,250</b>	<b>28,000</b>	<b>6,750</b>
	<b>NET</b>			

## APPENDIX / ANNEXE A

### to report / au rapport F-20-2024

<b>7016 - STE-ROSE PARK/PARC</b>	4000 - FULL TIME SALARY/SALAIRE TEMPS PLEIN			
	4001 - PART TIME SALARY/SALAIRE TEMPS PARTIEL			
	4020 - C.P.P.			
	4021 - E.I.			
	4022 - OMERS			
	4023 - W.S.I.B.			
	4024 - E.H.T.			
	4025 - MEDICAL PLAN/ASS.GROUPE			
	4031 - MACHINE RENTAL			
	4050 - MATERIALS & SUPPLIES/MATERIELS ET FOURNITURE	700	500	(200)
	4444 - GAZ & OIL/ESSENCE ET HUILE			
	4447 - HYDRO			
	4458 - INSURANCE	1,550	1,700	150
	5210 - SUBCONTRACT/SOUS CONTRAT	6,000	4,100	(1,900)
	5215 - BUILDING REPAIR & MAINTENANCE	200	200	
	7015 - TRANSFER TO PAYABLE			
	<b>Expenses / Expenditure Total</b>	<b>8,450</b>	<b>6,500</b>	<b>(1,950)</b>
	3500 - MISC./DIVERS			
	3800 - MUNICIPAL CONTRIBUTION MUNICIPAL	8,450	6,500	(1,950)
	<b>Revenues / Funding Source Total</b>	<b>8,450</b>	<b>6,500</b>	<b>(1,950)</b>
	<b>NET</b>			
<b>7017 - SEGUINBOURG PARK/PARC</b>	4050 - MATERIALS & SUPPLIES/MATERIELS ET FOURNITURE			
	<b>Expenses / Expenditure Total</b>			
	<b>NET</b>			
<b>7030 - ST-BERNARDIN PARK/PARC</b>	4000 - FULL TIME SALARY/SALAIRE TEMPS PLEIN			
	4001 - PART TIME SALARY/SALAIRE TEMPS PARTIEL			
	4010 - VACATION/VACANCES			
	4011 - STATUTORY/JOURS FERIES			
	4012 - SICK LEAVE/JOURNEE MALADIE			
	4015 - AUTHORIZED LEAVE/CONGE AUTORISE			
	4020 - C.P.P.			
	4021 - E.I.			
	4022 - OMERS			
	4023 - W.S.I.B.			
	4024 - E.H.T.			
	4025 - MEDICAL PLAN/ASS.GROUPE			
	4050 - MATERIALS & SUPPLIES/MATERIELS ET FOURNITURE	1,500	1,750	250
	4447 - HYDRO	2,500	2,750	250
	4458 - INSURANCE	950	1,015	65
	5210 - SUBCONTRACT/SOUS CONTRAT	8,900	8,500	(400)
	5225 - REPAIR & MAINTENANCE EQUIPMENT	500	1,750	1,250
	7015 - TRANSFER TO PAYABLE			
	<b>Expenses / Expenditure Total</b>	<b>14,350</b>	<b>15,765</b>	<b>1,415</b>
	3500 - MISC./DIVERS			
	3800 - MUNICIPAL CONTRIBUTION MUNICIPAL	14,350	15,765	1,415
	<b>Revenues / Funding Source Total</b>	<b>14,350</b>	<b>15,765</b>	<b>1,415</b>
	<b>NET</b>			
<b>7035 - FOURNIER PARK/PARC</b>	4000 - FULL TIME SALARY/SALAIRE TEMPS PLEIN			
	4001 - PART TIME SALARY/SALAIRE TEMPS PARTIEL	4,031		(4,031)
	4005 - OVERTIME/SURTEMPS	50		(50)
	4010 - VACATION/VACANCES	168		(168)
	4011 - STATUTORY/JOURS FERIES	116		(116)
	4020 - C.P.P.			
	4021 - E.I.	121		(121)
	4022 - OMERS			
	4023 - W.S.I.B.	156		(156)
	4024 - E.H.T.	103		(103)
	4025 - MEDICAL PLAN/ASS.GROUPE			
	4050 - MATERIALS & SUPPLIES/MATERIELS ET FOURNITURE	1,050	3,800	2,750
	4444 - GAZ & OIL/ESSENCE ET HUILE		50	50
	4447 - HYDRO	4,465	4,200	(265)
	4451 - CELLULAR PHONE/CELLULAIRE			

## APPENDIX / ANNEXE A

### to report / au rapport F-20-2024

4458 - INSURANCE	2,400	2,600	200
5210 - SUBCONTRACT/SOUS CONTRAT	8,000	5,900	(2,100)
5215 - BUILDING REPAIR & MAINTENANCE			
5217 - SNOW REMOVAL	1,960	2,000	40
5225 - REPAIR & MAINTENANCE EQUIPMENT			
7015 - TRANSFER TO PAYABLE			
<b>Expenses / Expenditure Total</b>	<b>22,620</b>	<b>18,550</b>	<b>(4,070)</b>
3076 - ONTARIO			
3500 - MISC./DIVERS			
3800 - MUNICIPAL CONTRIBUTION MUNICIPAL	22,620	18,550	(4,070)
<b>Revenues / Funding Source Total</b>	<b>22,620</b>	<b>18,550</b>	<b>(4,070)</b>
<b>NET</b>			<b>()</b>

#### 7040 - ST-ALBERT PARK/PARC

4000 - FULL TIME SALARY/SALAIRE TEMPS PLEIN			
4001 - PART TIME SALARY/SALAIRE TEMPS PARTIEL			
4020 - C.P.P.			
4021 - E.I.			
4022 - OMERS			
4023 - W.S.I.B.			
4024 - E.H.T.			
4025 - MEDICAL PLAN/ASS.GROUPE			
4030 - MILEAGE/MILLAGE			
4050 - MATERIALS & SUPPLIES/MATERIELS ET FOURNITURE	2,900	3,950	1,050
4447 - HYDRO	2,000	2,000	
4450 - TELEPHONE			
4458 - INSURANCE	1,550	1,825	275
5210 - SUBCONTRACT/SOUS CONTRAT	19,295	24,000	4,705
5225 - REPAIR & MAINTENANCE EQUIPMENT			
7015 - TRANSFER TO PAYABLE			
<b>Expenses / Expenditure Total</b>	<b>25,745</b>	<b>31,775</b>	<b>6,030</b>
3500 - MISC./DIVERS		400	400
3501 - INTERNAL TRANSFER FROM OTHER DEPT			
3513 - SIGNS/ENSEIGNE			
3800 - MUNICIPAL CONTRIBUTION MUNICIPAL	25,745	31,375	5,630
<b>Revenues / Funding Source Total</b>	<b>25,745</b>	<b>31,775</b>	<b>6,030</b>
<b>NET</b>			

#### 7045 - FOREST PARK/PARC

4000 - FULL TIME SALARY/SALAIRE TEMPS PLEIN			
4001 - PART TIME SALARY/SALAIRE TEMPS PARTIEL			
4005 - OVERTIME/SURTEMPS			
4020 - C.P.P.			
4021 - E.I.			
4022 - OMERS			
4023 - W.S.I.B.			
4024 - E.H.T.			
4025 - MEDICAL PLAN/ASS.GROUPE			
4030 - MILEAGE/MILLAGE			
4050 - MATERIALS & SUPPLIES/MATERIELS ET FOURNITURE	1,300	1,750	450
4443 - WATER & SEWER SERVICES	2,900	3,100	200
4445 - NATURAL GAS NATUREL			
4446 - PROPANE	1,300	1,100	(200)
4447 - HYDRO	1,100	1,000	(100)
4458 - INSURANCE	800	850	50
5210 - SUBCONTRACT/SOUS CONTRAT	9,900	8,500	(1,400)
7015 - TRANSFER TO PAYABLE			
<b>Expenses / Expenditure Total</b>	<b>17,300</b>	<b>16,300</b>	<b>(1,000)</b>
3500 - MISC./DIVERS			
3501 - INTERNAL TRANSFER FROM OTHER DEPT			
3721 - HALL RENTAL/LOCATION DE SALLE			
3800 - MUNICIPAL CONTRIBUTION MUNICIPAL	17,300	16,300	(1,000)
<b>Revenues / Funding Source Total</b>	<b>17,300</b>	<b>16,300</b>	<b>(1,000)</b>
<b>NET</b>			

#### 7050 - LIMOGES PARK/PARC RODOLPHE

4000 - FULL TIME SALARY/SALAIRE TEMPS PLEIN			
4001 - PART TIME SALARY/SALAIRE TEMPS PARTIEL			
4005 - OVERTIME/SURTEMPS			

## APPENDIX / ANNEXE A

### to report / au rapport F-20-2024

4020 - C.P.P.			
4021 - E.I.			
4022 - OMERS			
4023 - W.S.I.B.			
4024 - E.H.T.			
4025 - MEDICAL PLAN/ASS.GROUPE			
4030 - MILEAGE/MILLAGE			
4031 - MACHINE RENTAL			
4050 - MATERIALS & SUPPLIES/MATERIELS ET FOURNITURE	2,000	3,400	1,400
4052 - CLEANING SUPPLIES/FOURNITURE DE NETTOYAGE			
4100 - RESTAURANT SUPPLIES/FOURNITURE	1,000		(1,000)
4120 - MISC. ACTIVITIES/ACTIVITES	2,500		(2,500)
4443 - WATER & SEWER SERVICES	2,000	2,200	200
4445 - NATURAL GAS NATUREL	1,700	1,500	(200)
4447 - HYDRO	1,500	1,500	
4450 - TELEPHONE			
4458 - INSURANCE	1,775	1,850	75
4500 - ADVERTISING & COMMUNICATION			
5210 - SUBCONTRACT/SOUS CONTRAT	31,000	37,700	6,700
5215 - BUILDING REPAIR & MAINTENANCE	1,000	750	(250)
7015 - TRANSFER TO PAYABLE			
<b>Expenses / Expenditure Total</b>	<b>44,475</b>	<b>48,900</b>	<b>4,425</b>
3500 - MISC./DIVERS	500	400	(100)
3708 - BAR	2,000		(2,000)
3721 - HALL RENTAL/LOCATION DE SALLE		50	50
3800 - MUNICIPAL CONTRIBUTION MUNICIPAL	41,975	48,450	6,475
<b>Revenues / Funding Source Total</b>	<b>44,475</b>	<b>48,900</b>	<b>4,425</b>
<b>NET</b>			
<b>7051 - LIMOGES PARK/PARC GIROUX</b>			
4000 - FULL TIME SALARY/SALAIRE TEMPS PLEIN			
4001 - PART TIME SALARY/SALAIRE TEMPS PARTIEL			
4005 - OVERTIME/SURTEMPS			
4020 - C.P.P.			
4021 - E.I.			
4022 - OMERS			
4023 - W.S.I.B.			
4024 - E.H.T.			
4050 - MATERIALS & SUPPLIES/MATERIELS ET FOURNITURE	3,000	2,000	(1,000)
5210 - SUBCONTRACT/SOUS CONTRAT	4,900	5,000	100
7015 - TRANSFER TO PAYABLE			
<b>Expenses / Expenditure Total</b>	<b>7,900</b>	<b>7,000</b>	<b>(900)</b>
3800 - MUNICIPAL CONTRIBUTION MUNICIPAL	7,900	7,000	(900)
<b>Revenues / Funding Source Total</b>	<b>7,900</b>	<b>7,000</b>	<b>(900)</b>
<b>NET</b>			
<b>7052 - C.F.E. PARK/PARC</b>			
4000 - FULL TIME SALARY/SALAIRE TEMPS PLEIN			
4001 - PART TIME SALARY/SALAIRE TEMPS PARTIEL			
4005 - OVERTIME/SURTEMPS			
4020 - C.P.P.			
4021 - E.I.			
4022 - OMERS			
4023 - W.S.I.B.			
4024 - E.H.T.			
4025 - MEDICAL PLAN/ASS.GROUPE			
4050 - MATERIALS & SUPPLIES/MATERIELS ET FOURNITURE	500	1,750	1,250
4447 - HYDRO	600	600	
4458 - INSURANCE			
5210 - SUBCONTRACT/SOUS CONTRAT	5,850	6,200	350
7015 - TRANSFER TO PAYABLE			
<b>Expenses / Expenditure Total</b>	<b>6,950</b>	<b>8,550</b>	<b>1,600</b>
3500 - MISC./DIVERS			
3800 - MUNICIPAL CONTRIBUTION MUNICIPAL	6,950	8,550	1,600
<b>Revenues / Funding Source Total</b>	<b>6,950</b>	<b>8,550</b>	<b>1,600</b>
<b>NET</b>			

## APPENDIX / ANNEXE A

### to report / au rapport F-20-2024

#### 7053 - GAGNON PARK/PARC

4000 - FULL TIME SALARY/SALAIRE TEMPS PLEIN			
4001 - PART TIME SALARY/SALAIRE TEMPS PARTIEL			
4020 - C.P.P.			
4021 - E.I.			
4022 - OMERS			
4023 - W.S.I.B.			
4024 - E.H.T.			
4025 - MEDICAL PLAN/ASS.GROUPE			
4030 - MILEAGE/MILLAGE			
4050 - MATERIALS & SUPPLIES/MATERIELS ET FOURNITURE	500	750	250
4447 - HYDRO	400	400	
4452 - INTERNET		450	450
4458 - INSURANCE			
5210 - SUBCONTRACT/SOUS CONTRAT	8,000	11,700	3,700
5215 - BUILDING REPAIR & MAINTENANCE			
7015 - TRANSFER TO PAYABLE			
<b>Expenses / Expenditure Total</b>	<b>8,900</b>	<b>13,300</b>	<b>4,400</b>
3500 - MISC./DIVERS			
3800 - MUNICIPAL CONTRIBUTION MUNICIPAL	8,900	13,300	4,400
<b>Revenues / Funding Source Total</b>	<b>8,900</b>	<b>13,300</b>	<b>4,400</b>

#### 7100 - RECREATION GENERAL

<b>NET</b>			
4000 - FULL TIME SALARY/SALAIRE TEMPS PLEIN	354,970	372,016	17,046
4001 - PART TIME SALARY/SALAIRE TEMPS PARTIEL		16,481	16,481
4005 - OVERTIME/SURTEMPS			
4010 - VACATION/VACANCES	32,032		(32,032)
4011 - STATUTORY/JOURS FERIES	18,576		(18,576)
4012 - SICK LEAVE/JOURNEE MALADIE	9,288		(9,288)
4013 - TXBL BENEFITS		1,152	1,152
4015 - AUTHORIZED LEAVE/CONGE AUTORISE			
4017 - CONVENTION & SEMINARS			
4018 - LUMP SUM			
4020 - C.P.P.	17,420	19,665	2,245
4021 - E.I.	5,698	6,932	1,235
4022 - OMERS	42,699	37,941	(4,758)
4023 - W.S.I.B.	14,288	13,986	(303)
4024 - E.H.T.	7,909	7,576	(333)
4025 - MEDICAL PLAN/ASS.GROUPE	20,081	21,696	1,615
4030 - MILEAGE/MILLAGE	500	6,000	5,500
4031 - MACHINE RENTAL			
4050 - MATERIALS & SUPPLIES/MATERIELS ET FOURNITURE	13,916	7,400	(6,516)
4300 - BOOTS & UNIFORM/COSTUME ET CHAUSSURE DE TRAVAIL	247	3,800	3,553
4444 - GAZ & OIL/ESSENCE ET HUILE	4,475	7,500	3,025
4451 - CELLULAR PHONE/CELLULAIRE	1,300	5,000	3,700
4458 - INSURANCE	3,600	17,255	13,655
4462 - LICENSES			
4470 - ASSOCIATION FEES/FRAIS	500	3,000	2,500
4471 - EDUCATION FEES/FRAIS	5,000	8,500	3,500
4472 - CONVENTION & SEMINARS			
4473 - MEALS & ACCOMMODATION	5,000	800	(4,200)
4500 - ADVERTISING & COMMUNICATION	1,000	9,000	8,000
5202 - LEGAL/AVOCAT		1,000	1,000
5210 - SUBCONTRACT/SOUS CONTRAT	2,000	350	(1,650)
5213 - PROGRAMING CONTRACTOR	4,000	500	(3,500)
5214 - USER INSURANCE			
5216 - SERVICE & RENT	1,500	1,500	
5225 - REPAIR & MAINTENANCE EQUIPMENT	2,150	3,000	850
5226 - COMPUTER MAINTENANCE D'ORDINATEUR	5,600	7,500	1,900
5228 - HOSTING & SUPPORT/HÉBERGEMENT & SUPPORT	3,000	10,450	7,450
5231 - BAD DEBT			
7008 - SERVICE CHARGES	3,300	5,000	1,700
<b>Expenses / Expenditure Total</b>	<b>580,049</b>	<b>595,000</b>	<b>14,951</b>
3076 - ONTARIO			



## APPENDIX / ANNEXE A

### to report / au rapport F-20-2024

7110 - ST-ISIDORE ARENA

3500 - MISC./DIVERS	10,598	25,000	14,402
3759 - PROGRAMMING REVENUES			()
<b>Revenues / Funding Source Total</b>	<b>10,598</b>	<b>25,000</b>	<b>14,402</b>
<b>NET</b>	<b>569,451</b>	<b>570,000</b>	<b>549</b>
1200 - ST-ISIDORE ARENA	30,760	31,792	1,032
4000 - FULL TIME SALARY/SALAIRE TEMPS PLEIN	124,638	184,265	59,628
4001 - PART TIME SALARY/SALAIRE TEMPS PARTIEL	54,472	93,200	38,728
4004 - TRAINING/FORMATION			
4005 - OVERTIME/SURTEMPS			
4010 - VACATION/VACANCES	11,782		(11,782)
4011 - STATUTORY/JOURS FERIES	9,163		(9,163)
4012 - SICK LEAVE/JOURNEE MALADIE	3,207		(3,207)
4013 - TXBL BENEFITS		1,598	1,598
4015 - AUTHORIZED LEAVE/CONGE AUTORISE			
4017 - CONVENTION & SEMINARS			
4018 - LUMP SUM			
4020 - C.P.P.	9,720	14,178	4,458
4021 - E.I.	4,267	6,008	1,741
4022 - OMERS	15,285	19,798	4,513
4023 - W.S.I.B.	7,202	9,989	2,787
4024 - E.H.T.	3,901	5,411	1,510
4025 - MEDICAL PLAN/ASS.GROUPE	14,977	13,840	(1,137)
4030 - MILEAGE/MILLAGE	500		(500)
4031 - MACHINE RENTAL			
4050 - MATERIALS & SUPPLIES/MATERIELS ET FOURNITURE	13,000	19,800	6,800
4051 - OFFICE SUPPLIES/FOURNITURE DE BUREAU	500	4,500	4,000
4052 - CLEANING SUPPLIES/FOURNITURE DE NETTOYAGE	5,250	6,000	750
4116 - SIGN ON BOARD			
4120 - MISC. ACTIVITIES/ACTIVITES			
4300 - BOOTS & UNIFORM/COSTUME ET CHAUSSURE DE TRAVAIL	1,250		(1,250)
4311 - SMALL TOOLS	500	1,500	1,000
4443 - WATER & SEWER SERVICES	35,000	38,000	3,000
4444 - GAZ & OIL/ESSENCE ET HUILE	1,520	1,500	(20)
4446 - PROPANE	43,500	42,000	(1,500)
4447 - HYDRO	105,000	125,000	20,000
4450 - TELEPHONE	3,200	2,500	(700)
4451 - CELLULAR PHONE/CELLULAIRE	1,350	1,350	
4458 - INSURANCE	35,000	33,840	(1,160)
4460 - POSTAGE & COURRIER	100		(100)
4470 - ASSOCIATION FEES/FRAIS	350		(350)
4471 - EDUCATION FEES/FRAIS	2,500		(2,500)
4472 - CONVENTION & SEMINARS	500		(500)
4473 - MEALS & ACCOMMODATION			
4500 - ADVERTISING & COMMUNICATION	500	5,850	5,350
5210 - SUBCONTRACT/SOUS CONTRAT	23,000	38,500	15,500
5211 - CONTRACTOR	1,300	1,250	(50)
5215 - BUILDING REPAIR & MAINTENANCE	12,000	12,000	
5216 - SERVICE & RENT	1,500	500	(1,000)
5225 - REPAIR & MAINTENANCE EQUIPMENT	32,020	19,900	(12,120)
7001 - DEBENTURE INTERST.INTERET	9,632	8,600	(1,033)
<b>Expenses / Expenditure Total</b>	<b>618,345</b>	<b>742,669</b>	<b>124,324</b>
2170 - RECREATION	(100,000)		100,000
3075 - CANADA			
3076 - ONTARIO			
3500 - MISC./DIVERS	500		(500)
3513 - SIGNS/ENSEIGNE	3,500	2,500	(1,000)
3706 - VENDING MACHINE/DISTRIBUTRICE	5,000	1,050	(3,950)
3707 - PUBLIC SKATING/PATINAGE PUBLIC	1,300		(1,300)
3721 - HALL RENTAL/LOCATION DE SALLE			
3730 - ICE RENTAL/LOCATION DE GLACE	322,400	295,000	(27,400)
3732 - RINK SURFACE RENTAL/LOCATION DE SURFACE			
<b>Revenues / Funding Source Total</b>	<b>232,700</b>	<b>298,550</b>	<b>65,850</b>

## APPENDIX / ANNEXE A

### to report / au rapport F-20-2024

	<b>NET</b>	<b>385,645</b>	<b>444,119</b>	<b>58,474</b>
<b>7112 - BOWLING/QUILLES</b>	4000 - FULL TIME SALARY/SALAIRE TEMPS PLEIN			
	4001 - PART TIME SALARY/SALAIRE TEMPS PARTIEL	4,424	4,170	(254)
	4005 - OVERTIME/SURTEMPS			
	4010 - VACATION/VACANCES	194		(194)
	4011 - STATUTORY/JOURS FERIES	222		(222)
	4012 - SICK LEAVE/JOURNEE MALADIE			
	4013 - TXBL BENEFITS		144	144
	4020 - C.P.P.	79	40	(39)
	4021 - E.I.	112	96	(16)
	4022 - OMERS			
	4023 - W.S.I.B.	174	150	(24)
	4024 - E.H.T.	94	81	(13)
	4025 - MEDICAL PLAN/ASS.GROUPE			
	4050 - MATERIALS & SUPPLIES/MATERIELS ET FOURNITURE	200	500	300
	5225 - REPAIR & MAINTENANCE EQUIPMENT	1,000	1,000	
	5226 - COMPUTER MAINTENANCE D'ORDINATEUR	1,000	1,000	
	<b>Expenses / Expenditure Total</b>	<b>7,499</b>	<b>7,182</b>	<b>(317)</b>
	3740 - BOWLING ALLEY/ LOCATION ALLEE DE QUILLE	10,500	6,500	(4,000)
	<b>Revenues / Funding Source Total</b>	<b>10,500</b>	<b>6,500</b>	<b>(4,000)</b>
	<b>NET</b>	<b>(3,001)</b>	<b>682</b>	<b>3,683</b>
<b>7113 - ST-ISIDORE HALL/SALLE</b>	4000 - FULL TIME SALARY/SALAIRE TEMPS PLEIN			
	4001 - PART TIME SALARY/SALAIRE TEMPS PARTIEL			
	4010 - VACATION/VACANCES			
	4011 - STATUTORY/JOURS FERIES			
	4012 - SICK LEAVE/JOURNEE MALADIE			
	4020 - C.P.P.			
	4021 - E.I.			
	4022 - OMERS			
	4023 - W.S.I.B.			
	4024 - E.H.T.			
	4025 - MEDICAL PLAN/ASS.GROUPE			
	4050 - MATERIALS & SUPPLIES/MATERIELS ET FOURNITURE	1,000	6,000	5,000
	4100 - RESTAURANT SUPPLIES/FOURNITURE	401		(401)
	4110 - BAR SUPPLIES/FOURNITURE	20,000	20,000	
	4115 - ALCHHOL PERMITS/PERMIS DE BOISSON			
	5210 - SUBCONTRACT/SOUS CONTRAT	1,000	400	(600)
	5225 - REPAIR & MAINTENANCE EQUIPMENT	500	500	
	<b>Expenses / Expenditure Total</b>	<b>22,901</b>	<b>26,900</b>	<b>3,999</b>
	3500 - MISC./DIVERS	1,358		(1,358)
	3700 - RESTAURANT			
	3708 - BAR	35,500	20,000	(15,500)
	3721 - HALL RENTAL/LOCATION DE SALLE	3,428	8,000	4,572
	3759 - PROGRAMMING REVENUES	1,000		(1,000)
	3760 - MISC. ACTIV. DIVERS			
	<b>Revenues / Funding Source Total</b>	<b>41,286</b>	<b>28,000</b>	<b>(13,286)</b>
	<b>NET</b>	<b>(18,386)</b>	<b>(1,100)</b>	<b>17,286</b>
<b>7114 - SPORT BAR SPORTIF</b>	4000 - FULL TIME SALARY/SALAIRE TEMPS PLEIN			
	4001 - PART TIME SALARY/SALAIRE TEMPS PARTIEL	22,922	22,714	(208)
	4005 - OVERTIME/SURTEMPS			
	4010 - VACATION/VACANCES	1,003		(1,003)
	4011 - STATUTORY/JOURS FERIES	1,148		(1,148)
	4012 - SICK LEAVE/JOURNEE MALADIE			
	4013 - TXBL BENEFITS		432	432
	4020 - C.P.P.	867	727	(140)
	4021 - E.I.	583	522	(61)
	4022 - OMERS	1,246	584	(662)
	4023 - W.S.I.B.	903	818	(85)
	4024 - E.H.T.	489	443	(46)
	4025 - MEDICAL PLAN/ASS.GROUPE			
	4050 - MATERIALS & SUPPLIES/MATERIELS ET FOURNITURE	500	500	
	4100 - RESTAURANT SUPPLIES/FOURNITURE			

## APPENDIX / ANNEXE A

### to report / au rapport F-20-2024

	4110 - BAR SUPPLIES/FOURNITURE	34,000	30,000	(4,000)
	4500 - ADVERTISING & COMMUNICATION	1,000	500	(500)
	5225 - REPAIR & MAINTENANCE EQUIPMENT	2,200	1,200	(1,000)
	7008 - SERVICE CHARGES	1,000	750	(250)
	<b>Expenses / Expenditure Total</b>	<b>67,860</b>	<b>59,189</b>	<b>(8,671)</b>
	3500 - MISC./DIVERS			
	3700 - RESTAURANT			
	3708 - BAR	56,000	50,000	(6,000)
	3721 - HALL RENTAL/LOCATION DE SALLE	6,500	5,500	(1,000)
	<b>Revenues / Funding Source Total</b>	<b>62,500</b>	<b>55,500</b>	<b>(7,000)</b>
	<b>NET</b>	<b>5,360</b>	<b>3,689</b>	<b>(1,671)</b>
<b>7130 - ST-BERNARDIN HALL/SALLE</b>	4000 - FULL TIME SALARY/SALAIRE TEMPS PLEIN	16,333	21,335	5,002
	4001 - PART TIME SALARY/SALAIRE TEMPS PARTIEL			
	4010 - VACATION/VACANCES	1,495		(1,495)
	4011 - STATUTORY/JOURS FERIES	856		(856)
	4012 - SICK LEAVE/JOURNEE MALADIE			
	4013 - TXBL BENEFITS		43	43
	4015 - AUTHORIZED LEAVE/CONGE AUTORISE	428		(428)
	4020 - C.P.P.	1,049	1,199	150
	4021 - E.I.	354	408	54
	4022 - OMERS	1,703	1,964	261
	4023 - W.S.I.B.	673	768	96
	4024 - E.H.T.	364	416	52
	4025 - MEDICAL PLAN/ASS.GROUPE	1,661	1,986	326
	4030 - MILEAGE/MILLAGE	500		(500)
	4050 - MATERIALS & SUPPLIES/MATERIELS ET FOURNITURE	500	750	250
	4051 - OFFICE SUPPLIES/FOURNITURE DE BUREAU		100	100
	4052 - CLEANING SUPPLIES/FOURNITURE DE NETTOYAGE	500	750	250
	4100 - RESTAURANT SUPPLIES/FOURNITURE			
	4101 - VENDING MACHINES/DITRIBUTRICE			
	4110 - BAR SUPPLIES/FOURNITURE	5,300	7,500	2,200
	4115 - ALCHOOL PERMITS/PERMIS DE BOISSON			
	4117 - TABLECLOTHES/NAPPES		150	150
	4120 - MISC. ACTIVITIES/ACTIVITES			
	4300 - BOOTS & UNIFORM/COSTUME ET CHAUSSURE DE TRAVAIL	159		(159)
	4446 - PROPANE	600	500	(100)
	4447 - HYDRO	37,000	37,000	
	4450 - TELEPHONE	500		(500)
	4451 - CELLULAR PHONE/CELLULAIRE	300	900	600
	4458 - INSURANCE	5,000	9,900	4,900
	4460 - POSTAGE & COURRIER	50		(50)
	4470 - ASSOCIATION FEES/FRAIS	150		(150)
	4472 - CONVENTION & SEMINARS	500		(500)
	4473 - MEALS & ACCOMMODATION	100		(100)
	4500 - ADVERTISING & COMMUNICATION	600	500	(100)
	5103 - DISPATCHING CENTER/EXPEDITEUR			
	5210 - SUBCONTRACT/SOUS CONTRAT	3,970	4,150	180
	5215 - BUILDING REPAIR & MAINTENANCE	3,500	9,000	5,500
	5216 - SERVICE & RENT			
	5225 - REPAIR & MAINTENANCE EQUIPMENT	1,500	1,500	
	7008 - SERVICE CHARGES	700	700	
	<b>Expenses / Expenditure Total</b>	<b>86,343</b>	<b>101,519</b>	<b>15,176</b>
	3500 - MISC./DIVERS	1,360		(1,360)
	3700 - RESTAURANT			
	3708 - BAR	11,140	13,750	2,610
	3721 - HALL RENTAL/LOCATION DE SALLE	3,280	5,000	1,720
	3724 - TABLECLOTH/NAPPE	230	200	(30)
	3759 - PROGRAMMING REVENUES	2,625	2,500	(125)
	3760 - MISC. ACTIV. DIVERS	295		(295)
	<b>Revenues / Funding Source Total</b>	<b>18,930</b>	<b>21,450</b>	<b>2,520</b>
	<b>NET</b>	<b>67,413</b>	<b>80,069</b>	<b>12,656</b>
<b>7135 - FOURNIER HALL/SALLE</b>	4000 - FULL TIME SALARY/SALAIRE TEMPS PLEIN			

## APPENDIX / ANNEXE A

### to report / au rapport F-20-2024

4001 - PART TIME SALARY/SALAIRE TEMPS PARTIEL	8,706	4,880	(3,826)
4005 - OVERTIME/SURTEMPS			
4010 - VACATION/VACANCES	381		(381)
4011 - STATUTORY/JOURS FERIES	436		(436)
4013 - TXBL BENEFITS		144	144
4015 - AUTHORIZED LEAVE/CONGE AUTORISE			
4020 - C.P.P.	358	82	(276)
4021 - E.I.	221	112	(109)
4022 - OMERS			
4023 - W.S.I.B.	343	176	(167)
4024 - E.H.T.	186	95	(91)
4025 - MEDICAL PLAN/ASS.GROUPE			
4030 - MILEAGE/MILLAGE			
4050 - MATERIALS & SUPPLIES/MATERIELS ET FOURNITURE	1,000	1,000	
4052 - CLEANING SUPPLIES/FOURNITURE DE NETTOYAGE	700	750	50
4100 - RESTAURANT SUPPLIES/FOURNITURE			
4101 - VENDING MACHINES/DITRIBUTRICE			
4110 - BAR SUPPLIES/FOURNITURE	2,100	700	(1,400)
4115 - ALCHOOL PERMITS/PERMIS DE BOISSON			
4300 - BOOTS & UNIFORM/COSTUME ET CHAUSSURE DE TRAVAIL			
4443 - WATER & SEWER SERVICES	500	600	100
4444 - GAZ & OIL/ESSENCE ET HUILE			
4446 - PROPANE	5,200	4,700	(500)
4447 - HYDRO	3,200	3,200	
4450 - TELEPHONE	1,300		(1,300)
4451 - CELLULAR PHONE/CELLULAIRE		500	500
4458 - INSURANCE	3,300	3,400	100
4460 - POSTAGE & COURRIER			
4470 - ASSOCIATION FEES/FRAIS			
4500 - ADVERTISING & COMMUNICATION	150	150	
5210 - SUBCONTRACT/SOUS CONTRAT	1,500	3,400	1,900
5215 - BUILDING REPAIR & MAINTENANCE	1,000	1,250	250
5216 - SERVICE & RENT	200		(200)
<b>Expenses / Expenditure Total</b>	<b>30,781</b>	<b>25,139</b>	<b>(5,642)</b>
3076 - ONTARIO			
3500 - MISC./DIVERS	1,358		(1,358)
3700 - RESTAURANT			()
3706 - VENDING MACHINE/DITRIBUTRICE			
3708 - BAR	4,128	1,000	(3,128)
3709 - EMPTY BOTTLES/BOUTEILLES VIDES	50		(50)
3721 - HALL RENTAL/LOCATION DE SALLE	6,000	6,750	750
3759 - PROGRAMMING REVENUES	500		(500)
<b>Revenues / Funding Source Total</b>	<b>12,037</b>	<b>7,750</b>	<b>(4,287)</b>
<b>NET</b>	<b>18,744</b>	<b>17,389</b>	<b>(1,356)</b>
<b>7140 - ST-ALBERT HALL/SALLE</b>			
4000 - FULL TIME SALARY/SALAIRE TEMPS PLEIN	23,222	26,441	3,219
4001 - PART TIME SALARY/SALAIRE TEMPS PARTIEL			
4005 - OVERTIME/SURTEMPS			
4010 - VACATION/VACANCES	1,016		(1,016)
4011 - STATUTORY/JOURS FERIES	1,163		(1,163)
4012 - SICK LEAVE/JOURNEE MALADIE	582		(582)
4013 - TXBL BENEFITS		58	58
4015 - AUTHORIZED LEAVE/CONGE AUTORISE			
4020 - C.P.P.	1,429	1,490	61
4021 - E.I.	525	544	19
4022 - OMERS	2,286	2,380	94
4023 - W.S.I.B.	914	952	37
4024 - E.H.T.	495	516	20
4025 - MEDICAL PLAN/ASS.GROUPE	2,457	2,642	185
4030 - MILEAGE/MILLAGE	100		(100)
4050 - MATERIALS & SUPPLIES/MATERIELS ET FOURNITURE	1,575	1,600	25
4051 - OFFICE SUPPLIES/FOURNITURE DE BUREAU	100	100	

## APPENDIX / ANNEXE A

### to report / au rapport F-20-2024

4052 - CLEANING SUPPLIES/FOURNITURE DE NETTOYAGE	3,775	3,000	(775)
4100 - RESTAURANT SUPPLIES/FOURNITURE			
4110 - BAR SUPPLIES/FOURNITURE	21,250	14,500	(6,750)
4115 - ALCHOOL PERMITS/PERMIS DE BOISSON			
4120 - MISC. ACTIVITIES/ACTIVITES	100		(100)
4443 - WATER & SEWER SERVICES	1,700	1,700	
4445 - NATURAL GAS NATUREL	9,000	7,500	(1,500)
4446 - PROPANE			
4447 - HYDRO	12,000	12,500	500
4450 - TELEPHONE	1,600	1,600	
4451 - CELLULAR PHONE/CELLULAIRE			
4458 - INSURANCE	7,000		(7,000)
4470 - ASSOCIATION FEES/FRAIS	50		(50)
4500 - ADVERTISING & COMMUNICATION	460	325	(135)
5103 - DISPATCHING CENTER/EXPEDITEUR	750		(750)
5210 - SUBCONTRACT/SOUS CONTRAT	18,500	9,750	(8,750)
5215 - BUILDING REPAIR & MAINTENANCE	3,000	12,500	9,500
5225 - REPAIR & MAINTENANCE EQUIPMENT	3,230		(3,230)
7008 - SERVICE CHARGES	700	700	
<b>Expenses / Expenditure Total</b>	<b>118,980</b>	<b>100,797</b>	<b>(18,183)</b>
3500 - MISC./DIVERS	2,027		(2,027)
3700 - RESTAURANT			
3708 - BAR	37,000	21,250	(15,750)
3721 - HALL RENTAL/LOCATION DE SALLE	7,000	8,500	1,500
3759 - PROGRAMMING REVENUES	500		(500)
3760 - MISC. ACTIV. DIVERS	1,200		(1,200)
<b>Revenues / Funding Source Total</b>	<b>47,727</b>	<b>29,750</b>	<b>(17,977)</b>
<b>NET</b>	<b>71,252</b>	<b>71,047</b>	<b>(205)</b>
<b>7150 - LIMOGES HALL/SALLE</b>			
4000 - FULL TIME SALARY/SALAIRE TEMPS PLEIN	11,500	13,220	1,720
4001 - PART TIME SALARY/SALAIRE TEMPS PARTIEL			
4005 - OVERTIME/SURTEMPS			
4010 - VACATION/VACANCES	503		(503)
4011 - STATUTORY/JOURS FERIES	576		(576)
4012 - SICK LEAVE/JOURNEE MALADIE	288		(288)
4013 - TXBL BENEFITS		29	29
4020 - C.P.P.	708	745	37
4021 - E.I.	260	272	12
4022 - OMERS	1,132	1,190	58
4023 - W.S.I.B.	453	476	23
4024 - E.H.T.	245	258	12
4025 - MEDICAL PLAN/ASS.GROUPE	1,217	1,321	104
4030 - MILEAGE/MILLAGE	50		(50)
4050 - MATERIALS & SUPPLIES/MATERIELS ET FOURNITURE	500	3,250	2,750
4051 - OFFICE SUPPLIES/FOURNITURE DE BUREAU	75	75	
4052 - CLEANING SUPPLIES/FOURNITURE DE NETTOYAGE	200	250	50
4100 - RESTAURANT SUPPLIES/FOURNITURE			
4101 - VENDING MACHINES/DITRIBUTRICE	725		(725)
4110 - BAR SUPPLIES/FOURNITURE	2,050	750	(1,300)
4115 - ALCHOOL PERMITS/PERMIS DE BOISSON			
4450 - TELEPHONE	600	300	(300)
4451 - CELLULAR PHONE/CELLULAIRE			
4458 - INSURANCE	4,500	8,900	4,400
4470 - ASSOCIATION FEES/FRAIS	50		(50)
4500 - ADVERTISING & COMMUNICATION	150		(150)
5210 - SUBCONTRACT/SOUS CONTRAT			
5211 - CONTRACTOR	2,500		(2,500)
5215 - BUILDING REPAIR & MAINTENANCE			
5216 - SERVICE & RENT	47,000	50,000	3,000
<b>Expenses / Expenditure Total</b>	<b>75,283</b>	<b>81,036</b>	<b>5,753</b>
3500 - MISC./DIVERS	1,360		(1,360)
3700 - RESTAURANT			
3708 - BAR	4,100	1,500	(2,600)

## APPENDIX / ANNEXE A

### to report / au rapport F-20-2024

	3721 - HALL RENTAL/LOCATION DE SALLE	9,000	18,000	9,000
	3725 - ANNEXE HALL RENTAL	250		(250)
	3759 - PROGRAMMING REVENUES	1,500	1,500	
	<b>Revenues / Funding Source Total</b>	<b>16,210</b>	<b>21,000</b>	<b>4,790</b>
	<b>NET</b>	<b>59,073</b>	<b>60,036</b>	<b>963</b>
<b>7160 - SPORT COMPLEX LIMOGES</b>	1211 - COMPLEXE LIMOGES	189,367	199,900	10,533
	4000 - FULL TIME SALARY/SALAIRE TEMPS PLEIN	128,011	122,033	(5,978)
	4001 - PART TIME SALARY/SALAIRE TEMPS PARTIEL	74,520	84,861	10,341
	4002 - CAPITAL FULL TIME SALARY			
	4004 - TRAINING/FORMATION			
	4005 - OVERTIME/SURTEMPS			
	4010 - VACATION/VACANCES	10,011		(10,011)
	4011 - STATUTORY/JOURS FERIES	10,202		(10,202)
	4012 - SICK LEAVE/JOURNEE MALADIE	3,234		(3,234)
	4013 - TXBL BENEFITS		1,152	1,152
	4020 - C.P.P.	11,294	10,644	(650)
	4021 - E.I.	4,845	4,475	(370)
	4022 - OMERS	14,470	10,983	(3,487)
	4023 - W.S.I.B.	8,019	7,448	(571)
	4024 - E.H.T.	4,344	4,034	(309)
	4025 - MEDICAL PLAN/ASS.GROUPE	11,323	7,535	(3,788)
	4030 - MILEAGE/MILLAGE	200		(200)
	4031 - MACHINE RENTAL			
	4050 - MATERIALS & SUPPLIES/MATERIELS ET FOURNITURE	5,000	21,500	16,500
	4051 - OFFICE SUPPLIES/FOURNITURE DE BUREAU	1,500	2,000	500
	4052 - CLEANING SUPPLIES/FOURNITURE DE NETTOYAGE	6,000	7,500	1,500
	4100 - RESTAURANT SUPPLIES/FOURNITURE			
	4101 - VENDING MACHINES/DITRIBUTRICE	750	1,200	450
	4110 - BAR SUPPLIES/FOURNITURE	2,750	9,250	6,500
	4115 - ALCHOOL PERMITS/PERMIS DE BOISSON		2,200	2,200
	4441 - TAXES			
	4443 - WATER & SEWER SERVICES	3,000	3,300	300
	4445 - NATURAL GAS NATUREL	45,000	27,000	(18,000)
	4447 - HYDRO	88,200	82,000	(6,200)
	4450 - TELEPHONE	5,000	2,000	(3,000)
	4451 - CELLULAR PHONE/CELLULAIRE	1,200	350	(850)
	4458 - INSURANCE	47,000	54,000	7,000
	4473 - MEALS & ACCOMMODATION	2,000		(2,000)
	4500 - ADVERTISING & COMMUNICATION	4,000	5,500	1,500
	5103 - DISPATCHING CENTER/EXPEDITEUR	1,500		(1,500)
	5202 - LEGAL/AVOCAT			
	5210 - SUBCONTRACT/SOUS CONTRAT	8,000	5,000	(3,000)
	5211 - CONTRACTOR		1,000	1,000
	5213 - PROGRAMING CONTRACTOR			
	5215 - BUILDING REPAIR & MAINTENANCE	1,000	29,800	28,800
	7001 - DEBENTURE INTERST.INTERET	584,409	578,277	(6,131)
	7500 - MISC./DIVERS			
	<b>Expenses / Expenditure Total</b>	<b>1,276,150</b>	<b>1,284,943</b>	<b>8,793</b>
	3105 - BANK INTEREST/INTERET			
	3500 - MISC./DIVERS	20,500	20,000	(500)
	3700 - RESTAURANT			
	3706 - VENDING MACHINE/DISTRIBUTRICE	5,000	1,000	(4,000)
	3708 - BAR	5,500	18,500	13,000
	3721 - HALL RENTAL/LOCATION DE SALLE	15,000	27,500	12,500
	3722 - FIELD RENTAL/LOCATION DE TERRAIN	200,000	205,000	5,000
	3723 - WALKING TRACK/PISTE DE MARCHE	5,000	10,000	5,000
	3759 - PROGRAMMING REVENUES	7,500	7,000	(500)
	<b>Revenues / Funding Source Total</b>	<b>258,500</b>	<b>289,000</b>	<b>30,500</b>
	<b>NET</b>	<b>1,017,650</b>	<b>995,943</b>	<b>(21,707)</b>
<b>7200 - LIBRARY GENERAL BIBLIOTHEQUE</b>	4000 - FULL TIME SALARY/SALAIRE TEMPS PLEIN	126,878	148,876	21,998
	4001 - PART TIME SALARY/SALAIRE TEMPS PARTIEL	182,624	224,141	41,517
	4005 - OVERTIME/SURTEMPS			
	4010 - VACATION/VACANCES	22,661		(22,661)

## APPENDIX / ANNEXE A

### to report / au rapport F-20-2024

4011 - STATUTORY/JOURS FERIES	15,944		(15,944)
4012 - SICK LEAVE/JOURNEE MALADIE	3,352		(3,352)
4013 - TXBL BENEFITS		1,872	1,872
4015 - AUTHORIZED LEAVE/CONGE AUTORISE			
4017 - CONVENTION & SEMINARS			
4018 - LUMP SUM			
4020 - C.P.P.	16,936	18,386	1,450
4021 - E.I.	7,127	7,457	330
4022 - OMERS	17,741	22,329	4,588
4023 - W.S.I.B.	12,532	13,429	897
4024 - E.H.T.	6,788	7,274	486
4025 - MEDICAL PLAN/ASS.GROUPE	8,921	14,214	5,293
4030 - MILEAGE/MILLAGE	3,700	3,700	
4443 - WATER & SEWER SERVICES	500		(500)
4446 - PROPANE	2,500	2,500	
4447 - HYDRO	4,400	4,400	
4450 - TELEPHONE	3,000	3,200	200
4451 - CELLULAR PHONE/CELLULAIRE	600	600	
4458 - INSURANCE	4,800	5,300	500
4460 - POSTAGE & COURRIER	1,000	1,500	500
4470 - ASSOCIATION FEES/FRAIS	1,000	1,000	
4472 - CONVENTION & SEMINARS	500	500	
4473 - MEALS & ACCOMMODATION	100	1,000	900
4500 - ADVERTISING & COMMUNICATION	400	400	
5210 - SUBCONTRACT/SOUS CONTRAT	1,000	5,000	4,000
5215 - BUILDING REPAIR & MAINTENANCE	800		(800)
5216 - SERVICE & RENT	8,500	10,000	1,500
<b>Expenses / Expenditure Total</b>	<b>454,304</b>	<b>497,077</b>	<b>42,773</b>
3076 - ONTARIO			
3105 - BANK INTEREST/INTERET	10,000	20,000	10,000
3500 - MISC./DIVERS	500	200	(300)
3501 - INTERNAL TRANSFER FROM OTHER DEPT		(47,437)	(47,437)
3800 - MUNICIPAL CONTRIBUTION MUNICIPAL	443,804	524,314	80,510
<b>Revenues / Funding Source Total</b>	<b>454,304</b>	<b>497,077</b>	<b>42,773</b>
<b>NET</b>	<b>()</b>		
<b>7210 - LIBRARY ST-ISIDORE BIBLIOTHEQUE</b>			
4050 - MATERIALS & SUPPLIES/MATERIELS ET FOURNITURE	6,000	6,000	
4075 - DVD	400	400	
4076 - MAGAZINES	300	300	
4077 - BOOKS/LIVRES	20,000	21,000	1,000
4078 - E- RESOURCES	3,000	3,500	500
4452 - INTERNET	2,000	2,000	
4460 - POSTAGE & COURRIER			
4473 - MEALS & ACCOMMODATION	150		(150)
4500 - ADVERTISING & COMMUNICATION	550	650	100
5210 - SUBCONTRACT/SOUS CONTRAT	1,800		(1,800)
5215 - BUILDING REPAIR & MAINTENANCE	1,800		(1,800)
5225 - REPAIR & MAINTENANCE EQUIPMENT	1,000	500	(500)
5226 - COMPUTER MAINTENANCE D'ORDINATEUR	2,500	10,000	7,500
<b>Expenses / Expenditure Total</b>	<b>39,500</b>	<b>44,350</b>	<b>4,850</b>
3076 - ONTARIO	5,444	5,444	
3101 - OLS CONNECTIVITY			
3102 - CAPACITY BUILDING GRANT - SOL			
3200 - FINES/AMENDES			
3201 - PHOTOCOPIES	50	50	
3202 - ROLLING MILL/LAMINOIR	20	20	
3203 - BOOKS/LIVRES	50	100	50
3500 - MISC./DIVERS	150	150	
3800 - MUNICIPAL CONTRIBUTION MUNICIPAL	33,786	38,586	4,800
<b>Revenues / Funding Source Total</b>	<b>39,500</b>	<b>44,350</b>	<b>4,850</b>
<b>NET</b>			
<b>7240 - LIBRARY ST-ALBERT BIBLIOTHEQUE</b>			
4050 - MATERIALS & SUPPLIES/MATERIELS ET FOURNITURE	3,800	3,800	
4075 - DVD	400	400	
4076 - MAGAZINES	300	300	

## APPENDIX / ANNEXE A

### to report / au rapport F-20-2024

	20,000	21,000	1,000
4078 - E- RESOURCES	3,000	3,500	500
4452 - INTERNET	2,000	3,000	1,000
4460 - POSTAGE & COURRIER			
4473 - MEALS & ACCOMMODATION	175		(175)
4500 - ADVERTISING & COMMUNICATION	475	475	
5210 - SUBCONTRACT/SOUS CONTRAT	1,500		(1,500)
5225 - REPAIR & MAINTENANCE EQUIPMENT	800		(800)
5226 - COMPUTER MAINTENANCE D'ORDINATEUR	2,500	10,000	7,500
<b>Expenses / Expenditure Total</b>	<b>34,950</b>	<b>42,475</b>	<b>7,525</b>
3076 - ONTARIO	5,444	5,444	
3102 - CAPACITY BUILDING GRANT - SOL			
3200 - FINES/AMENDES			
3201 - PHOTOCOPIES	20	20	
3202 - ROLLING MILL/LAMINOIR			
3203 - BOOKS/LIVRES	50	50	
3500 - MISC./DIVERS	25	70	45
3800 - MUNICIPAL CONTRIBUTION MUNICIPAL	29,411	36,891	7,480
<b>Revenues / Funding Source Total</b>	<b>34,950</b>	<b>42,475</b>	<b>7,525</b>
<b>NET</b>			
<b>7250 - LIBRARY LIMOGES BIBLIOTHEQUE</b>			
4050 - MATERIALS & SUPPLIES/MATERIELS ET FOURNITURE	4,000	4,000	
4075 - DVD	400	400	
4076 - MAGAZINES	300	300	
4077 - BOOKS/LIVRES	20,000	21,000	1,000
4078 - E- RESOURCES	3,000	3,500	500
4452 - INTERNET	2,000	3,000	1,000
4460 - POSTAGE & COURRIER			
4473 - MEALS & ACCOMMODATION	150		(150)
4500 - ADVERTISING & COMMUNICATION	500	500	
5226 - COMPUTER MAINTENANCE D'ORDINATEUR	2,500	10,000	7,500
<b>Expenses / Expenditure Total</b>	<b>32,850</b>	<b>42,700</b>	<b>9,850</b>
3076 - ONTARIO	5,444	5,444	
3102 - CAPACITY BUILDING GRANT - SOL			
3200 - FINES/AMENDES			
3201 - PHOTOCOPIES	25	25	
3202 - ROLLING MILL/LAMINOIR			
3203 - BOOKS/LIVRES	50	50	
3500 - MISC./DIVERS	50	100	50
3800 - MUNICIPAL CONTRIBUTION MUNICIPAL	27,281	37,081	9,800
<b>Revenues / Funding Source Total</b>	<b>32,850</b>	<b>42,700</b>	<b>9,850</b>
<b>NET</b>			
<b>7300 - PLANNING/URBANISTE</b>			
4000 - FULL TIME SALARY/SALAIRE TEMPS PLEIN	219,992	355,022	135,030
4001 - PART TIME SALARY/SALAIRE TEMPS PARTIEL			
4010 - VACATION/VACANCES	21,255		(21,255)
4011 - STATUTORY/JOURS FERIES	11,580		(11,580)
4012 - SICK LEAVE/JOURNEE MALADIE	5,790		(5,790)
4013 - TXBL BENEFITS		432	432
4015 - AUTHORIZED LEAVE/CONGE AUTORISE			
4018 - LUMP SUM			
4020 - C.P.P.	8,111	12,866	4,755
4021 - E.I.	2,647	4,080	1,433
4022 - OMERS	29,241	40,325	11,084
4023 - W.S.I.B.	7,675	10,855	3,180
4024 - E.H.T.	4,930	6,923	1,993
4025 - MEDICAL PLAN/ASS.GROUPE	12,852	20,287	7,435
4030 - MILEAGE/MILLAGE	1,200	2,400	1,200
4050 - MATERIALS & SUPPLIES/MATERIELS ET FOURNITURE		450	450
4051 - OFFICE SUPPLIES/FOURNITURE DE BUREAU	450	600	150
4300 - BOOTS & UNIFORM/COSTUME ET CHAUSSURE DE TRAVAIL	400	600	200
4450 - TELEPHONE			
4451 - CELLULAR PHONE/CELLULAIRE	1,000	1,000	
4460 - POSTAGE & COURRIER			



## APPENDIX / ANNEXE A

### to report / au rapport F-20-2024

4470 - ASSOCIATION FEES/FRAIS	2,400	2,400	
4472 - CONVENTION & SEMINARS	6,000	4,500	(1,500)
4473 - MEALS & ACCOMMODATION	200	4,000	3,800
4500 - ADVERTISING & COMMUNICATION	1,000	1,000	
5202 - LEGAL/AVOCAT	1,500	1,500	
5203 - PLANNER/URBANISTE			
5206 - ENGINEERS/INGENIEURS			
5210 - SUBCONTRACT/SOUS CONTRAT	36,097	31,450	(4,647)
<b>Expenses / Expenditure Total</b>	<b>374,320</b>	<b>500,690</b>	<b>126,370</b>
3078 - OTHER MUNICIPALITIES			
3403 - ENGINEER/INGÉNIEUR		60,000	60,000
3430 - INSPECTIONS		1,000	1,000
3431 - SITE PLANS/PLANS D'EMPLACEMENT	3,000	3,000	
3432 - LAND SEVERANCES/SEPARATION DE TERRAIN	7,000	15,000	8,000
3433 - COMMITTEE OF ADJUSTMENTS/COMITE D'AJUSTEMENT	4,500	5,000	500
3434 - SUBDIVISION	5,000	5,000	
3435 - ZONING AMENDMENT/AMENDEMENT EN ZONES	15,000	16,500	1,500
3500 - MISC./DIVERS	41,800	400	(41,400)
3502 - CERTIFICATE	700	400	(300)
<b>Revenues / Funding Source Total</b>	<b>77,000</b>	<b>106,300</b>	<b>29,300</b>
<b>NET</b>	<b>297,320</b>	<b>394,390</b>	<b>97,070</b>
<b>7310 - DEVELOPMENT ECONO./EXPANSION ECONO.</b>			
4000 - FULL TIME SALARY/SALAIRE TEMPS PLEIN			
4001 - PART TIME SALARY/SALAIRE TEMPS PARTIEL			
4010 - VACATION/VACANCES			
4011 - STATUTORY/JOURS FERIES			
4012 - SICK LEAVE/JOURNEE MALADIE			
4015 - AUTHORIZED LEAVE/CONGE AUTORISE			
4020 - C.P.P.			
4021 - E.I.			
4022 - OMERS			
4023 - W.S.I.B.			
4024 - E.H.T.			
4030 - MILEAGE/MILLAGE	3,500	3,500	
4050 - MATERIALS & SUPPLIES/MATERIELS ET FOURNITURE	2,500	2,500	
4300 - BOOTS & UNIFORM/COSTUME ET CHAUSSURE DE TRAVAIL			
4451 - CELLULAR PHONE/CELLULAIRE			
4470 - ASSOCIATION FEES/FRAIS	200	350	150
4471 - EDUCATION FEES/FRAIS			
4472 - CONVENTION & SEMINARS			
4473 - MEALS & ACCOMMODATION	2,000	2,000	
4500 - ADVERTISING & COMMUNICATION	2,000	2,000	
5201 - AUDITORS/AUDITEURS			
5210 - SUBCONTRACT/SOUS CONTRAT	15,000	15,000	
7016 - REQUISITION			
<b>Expenses / Expenditure Total</b>	<b>25,200</b>	<b>25,350</b>	<b>150</b>
3078 - OTHER MUNICIPALITIES			
3105 - BANK INTEREST/INTERET			
<b>Revenues / Funding Source Total</b>			
<b>NET</b>	<b>25,200</b>	<b>25,350</b>	<b>150</b>
<b>7320 - ENGINEERING / INGÉNIERIE</b>			
4000 - FULL TIME SALARY/SALAIRE TEMPS PLEIN			
4010 - VACATION/VACANCES			
4011 - STATUTORY/JOURS FERIES			
4012 - SICK LEAVE/JOURNEE MALADIE			
4015 - AUTHORIZED LEAVE/CONGE AUTORISE			
4020 - C.P.P.			
4021 - E.I.			
4022 - OMERS			
4023 - W.S.I.B.			
4024 - E.H.T.			
4030 - MILEAGE/MILLAGE			
4050 - MATERIALS & SUPPLIES/MATERIELS ET FOURNITURE			

# APPENDIX / ANNEXE A

## to report / au rapport F-20-2024

4300 - BOOTS & UNIFORM/COSTUME ET CHAUSSURE DE TRAVAIL

4451 - CELLULAR PHONE/CELLULAIRE

4470 - ASSOCIATION FEES/FRAIS

4471 - EDUCATION FEES/FRAIS

4472 - CONVENTION & SEMINARS

4473 - MEALS & ACCOMMODATION

4500 - ADVERTISING & COMMUNICATION

5210 - SUBCONTRACT/SOUS CONTRAT

**Expenses / Expenditure Total**

3430 - INSPECTIONS

3500 - MISC./DIVERS

**Revenues / Funding Source Total**

**NET**

**7350 - MUNICIPAL DRAIN/DRAINAGE  
MUNICIPAL**

4050 - MATERIALS & SUPPLIES/MATERIELS ET FOURNITURE 200 (200)

4500 - ADVERTISING & COMMUNICATION

5207 - DRAINAGE SUPERINTENDENT/SURINTENDANT 95,000 100,000 5,000

5210 - SUBCONTRACT/SOUS CONTRAT

7010 - DONATION

7600 - HAWKESBURY CREEK 132,000 300,000 168,000

7601 - REYNALD LEDUC MUN. DRAIN

7602 - SCHIERDING DRAIN

7603 - SIXTH CONCESSION MUN. DRAIN

7604 - BRABANT MUN.DRAIN

7605 - LIONEL LEVAC MUN.DRAIN

7606 - BEAUDRY MUN.DR.

7607 - HAWKESBURY CREEK CHAMPLAIN

7608 - BLANEY MUNICIPAL DRAIN

7609 - ERIC HOWES MUNICIPAL DRAIN

7610 - CLARE MUNICIPAL DRAIN

7611 - ARMAND BESNER MUN. DRAIN

7612 - MCCRIMMON MUN.DRAIN

7613 - HORSE CREEK MUN. DRAIN

7614 - CADIEUX MUN. DRAIN

7615 - CALEDONIA CREEK MUN. DRAIN

7616 - HENRY CUERRIER MUN. DRAIN

7617 - RANGER MUN. DRAIN

7618 - CROSS CREEK MUN. DRAIN

7619 - LEONARD HOWES MUN. DRAIN

7620 - LEPAGE MUN.DR.

7621 - VIATEUR CHARLEBOIS MUN.DR.

7622 - SIMON COUTURE MUN.DR.

7623 - GASTON LEVAC MUN.DR.

7624 - FOURTH CONCESSION MUN DRAIN

7625 - NINTH CONCESSION MUN. DR.

7626 - LLOYD NIXON MUN. DR.

7627 - BERCIER MUN.DR.

7628 - MCLEOD CREEK MUN. DR.

7629 - GERALD LALONDE MUN.DR.

7630 - BRUNO SAUVE MUN. DRAIN

7631 - RENE BESNER MUN DR.

7632 - FIFTH CONC BESNER MUN. DR.

7633 - FIFTH CONC LALONDE MUN. DR

7634 - MARCEL LEDUC MUN DR.

7635 - YVON LEVAC MUN.DR.

7636 - JEAN-PAUL CHARLEBOIS MUN.DR.

7637 - GAETAN LEVAC MUN.DR.

7638 - POIRIER MUN. DRAIN

7639 - LEO MAJOR MUN. DRAIN

7640 - ST-DENIS MUN. DR.

7641 - 7TH CONCESSION

7642 - WATHIER MUN.DR.

7643 - MALBEUF MUN. DR.

7644 - RAVARY MUN. DR.

# APPENDIX / ANNEXE A

## to report / au rapport F-20-2024

7645 - MAINVILLE LEGER MUN.DR.  
7646 - MILL CREEK MUN. DR.  
7647 - CHARLEBOIS MUN. DR.  
7648 - O'BRIAN MUN. DRAIN  
7649 - LEVAC MUN. DR.  
7650 - EIGHTH CONCESSION MUN. DRAIN  
7651 - HENRI GAUTHIER MUN. DRAIN  
7721 - RICHMOND MUN.DRAIN  
7722 - LEONIDE BOURGEOIS MUN DRAIN  
7723 - MACHABEE MUN. DRAIN  
7724 - EMMETT GARLAND MUN.DR.  
7725 - WHISSEL CREEK MUN. DR.  
7726 - L'ARNOUCHE MUN. DR.  
7727 - ST-PAUL MUN. DR.  
7728 - DONAT LAFLECHE MUN.DR.  
7729 - GERMAIN LAPALME  
7730 - EDMOND BERIAULT MUN.DR.  
7731 - BUTTERNUT MUN. DR.  
7732 - RICHARD LAFRANCE MUN.DR.  
7733 - ROLLAND MARTEL MUN. DR.  
7734 - PHILIPPE BLANCHARD MUN.DR.  
7735 - ROLLAND BISAILLON MUN. DR  
7736 - QUIROUETTE MUN. DR  
7737 - DES ALOUETTES MUN. DR  
7738 - LEO DENIS MUN. DR.  
7739 - R&O BENOIT MUN.DR.  
7740 - RHEO DESNOYERS MUN. DR.  
7741 - ADAM MUN. DRAIN  
7742 - ROSAIRE RACINE MUN. DRAIN  
7743 - ERNEST DURIVAGE MUN. DRAIN  
7776 - RICEVILLE ENTERPRISES MUN. DRAIN  
7777 - SHANE (HAROLD)  
7778 - MUIR MUN. DRAIN  
7779 - SEGUIN MUN. DRAIN  
7780 - LEROUX GALIPEAU MUN. DRAIN  
7781 - CAMPEAU GRAVEL MUN. DRAIN  
7782 - SABOURIN MUN. DRAIN  
7783 - PLANTAGENET SUD  
7784 - SURPRENANT RACINE  
7785 - WILSON  
7786 - ROMEO SAUVE MUN. DR.  
7787 - ROXBOROUGH MUN. DR.  
7788 - HARTLEY MUN. DR.  
7789 - LALONDE MUN. DR.  
7790 - GAETAN DUPONT MUN. DR.  
7791 - RAYMOND SEGUIN MUN. DRAIN  
7792 - RACINE MUN.DRAIN  
7793 - LONGTIN MUN.DR.  
7794 - BESNER MUN. DR.  
7795 - FRASER MUN.DR.  
7796 - GERMAIN BEAUCHESNE MUN. DRAIN  
7797 - PAT ROWE MUN.DR.  
7798 - WILLIAMSON MUN. DRAIN  
7799 - CHARTRAND MUN. DRAIN  
7800 - JAMES WILSON MUN. DRAIN  
7801 - NICHOLAS MUN. DR.  
7802 - LEROUX-DESNOYERS MUN. DR.  
7803 - ST PIERRE MUN. DRAIN  
7804 - PICHE MUNICIPAL DRAIN  
7805 - LAMOUREUX MUN.DRAIN  
7806 - BOUNDARY-CONCESSION 17 MUN.DRAIN  
7807 - VILLENEUVE MUN.DR.  
7808 - CUSSON MUN. DRAIN  
7809 - HUBERT HARRIGAN MUN. DRAIN

## APPENDIX / ANNEXE A

### to report / au rapport F-20-2024

	7810 - DIGNARD MUN. DRAIN			
	7811 - HENRY MUN. DRAIN			
	7812 - RICHER FRERES MUN. DRAIN			
	<b>Expenses / Expenditure Total</b>	<b>227,200</b>	<b>400,000</b>	<b>172,800</b>
	3076 - ONTARIO	44,000	40,000	(4,000)
	3080 - DRAINAGE SUPERINTENDENT	47,500	50,000	2,500
	3440 - LINE FENCE VIEWERS/ARBITRE DE CLOTURE			
	3441 - TOP SOIL PERMIT			
	3500 - MISC./DIVERS	88,000	260,000	172,000
	<b>Revenues / Funding Source Total</b>	<b>179,500</b>	<b>350,000</b>	<b>170,500</b>
	<b>NET</b>	<b>47,700</b>	<b>50,000</b>	<b>2,300</b>
<b>7360 - TILE DRAINAGE SOUTERAIN</b>	4050 - MATERIALS & SUPPLIES/MATERIELS ET FOURNITURE	200		(200)
	7001 - DEBENTURE INTERST.INTERET	2,588	1,857	(731)
	7002 - REDEMPTION INTEREST/REMBOURSEMENT D'INTERET			
	7003 - DEBENTURE PRINCIPAL	12,181	8,822	(3,359)
	7004 - REDEMPTION PRINCIPAL			
	<b>Expenses / Expenditure Total</b>	<b>14,969</b>	<b>10,679</b>	<b>(4,290)</b>
	1500 - MISC			
	3451 - JANUARY/JANVIER			
	3452 - FEBRUARY/FEVRIER			
	3453 - MARCH/MARS			
	3454 - APRIL/AVRIL			
	3455 - MAY/MAI			
	3456 - JUNE/JUIN			
	3457 - JULY/JUILLET	4,783	4,783	
	3458 - AUGUST/AOUT			
	3459 - SEPTEMBER/SEPTEMBRE	4,090		(4,090)
	3460 - OCTOBER/OCTOBRE			
	3461 - NOVEMBER/NOVEMBRE	5,897	5,897	()
	3462 - DECEMBER/DECEMBRE			
	3464 - REDEMPTION INTEREST/RACHAT D'INTERET			
	3465 - REDEMPTION PRINCIPAL/RACHAT PRINCIPAL			
	3500 - MISC./DIVERS	200		(200)
	<b>Revenues / Funding Source Total</b>	<b>14,969</b>	<b>10,679</b>	<b>(4,290)</b>
	<b>NET</b>	<b>()</b>		
<b>8000 - TRANSFER/TRANSFERT</b>	7010 - DONATION			
	7017 - Recreation Operation Transfer/Transfert	175,440	193,790	18,350
	7019 - Library Operation Transfer/Transfert	534,282	636,872	102,590
	7022 - Recreation TCA Transfer/Transfert			
	<b>Expenses / Expenditure Total</b>	<b>709,722</b>	<b>830,662</b>	<b>120,940</b>
	<b>NET</b>	<b>709,722</b>	<b>830,662</b>	<b>120,940</b>
<b>TOTAL</b>		<b>(600,086)</b>	<b>(1,166,624)</b>	<b>(566,538)</b>

# APPENDIX / ANNEXE B

to report / au rapport F-20-2024

## CORPORATION DE LA MUNICIPAÏTÉ DE LA NATION

Conciliation des écarts entre le budget d'opérations de 2024 et 2025

Reconciliation of variances between the 2024 and 2025 operating budget

		<u>RECONCILIATION</u>
Budget 2025 - perte	2025 budget - surplus	1,166,624
Budget 2024 - surplus	2024 budget - surplus	600,086
Écart - déficit	Variance - deficit	<u>566,538</u>

### RÉCAPITULATION DES VARIANCES D'OPÉRATION BUDGÉTAIRE 2025 VS 2024

DÉPARTEMENT / DEPARTMENT	COMMENTAIRES	COMMENTS	<u>HAUSSE/(BAISSE) INCREASE/(DECREASE)</u>
<b>1100 - Taxes</b>	Écart avant hausse de taxes = hausse des évaluation en 2024 + croissance	Difference before tax increase = increase in assessments in 2024 + growth	(470,195)
<b>1200 - Grant &amp; Interest</b>	Augmentation des revenus d'intérêts bancaires	Increase in Bank Interest Revenue	<u>(76,472)</u>
		<b>Total</b>	<b>(546,667)</b>
<b>ADMINISTRATION &amp; FINANCE</b>			
<b>2000 - Council</b>	Assurance Médicale et dentaire	Medical & Dental Insurance	45,584
	Hausse des salaires (coût de la vie)	General increase in salaries (COLA)	6,924
	Donation - Résidence Lajoie	Donation - Lajoie Residence	11,200
	Dons - Groupe Communautaire Récréation	Donation - Community Group Recreation	25,000
	Dons - to match actuals	Donation to match actuals	10,000
	Réduction dépenses pour refléter les actuels	Reduction cost to reflect actuals	(2,850)
	Dialogue	Dialogue	1,008
		<u>96,866</u>	
<b>2005 - Council Support, 2006 - Clerk's Office, 2007 - Communication</b>	Nouveaux employés	New employees	183,224
	Dialogue	Dialogue	1,138
	Hausse des salaires (coût de la vie)	General increase in salaries (COLA)	17,129
	Application pour affichage des postes en ligne	App for online job postings	6,500
	Ajustement coût actuel - Communication	Adjustment actual cost - Communication	17,000
	Hausse générale des coûts	General increase in costs	41,622
		<u>266,612</u>	
<b>2150 - Administration</b>	Augmentation des transferts aux réserves	Increase in transfers to reserves	184,000
	Augmentation Autres Revenus	Increase Other Revenue	(3,250)
	Augmentation Transfert Interne	Increase in internal transfer	(58,565)
	Hausse des salaires (coût de la vie)	General increase in salaries (COLA)	26,507
	Dialogue	Dialogue	1,044
	Diminution des coûts - basé sur actuels	Decrease cost based on actuals	(44,991)
		<u>104,745</u>	
<b>2170 - Computer</b>	Réduction générale des coûts	General reduction costs	<u>(34,127)</u>
		<b>Total</b>	<b>434,096</b>
<b>PROTECTION TO PERSON &amp; PROPERTY / PROTECTION DE LA PERSONNE ET DES BIENS-FONDS</b>			
<b>3000 - Fire Department / Incendie</b>	Réduction Revenu de la charge de feu	Reduction Fire levy revenue	46,811
	Augmentation des réserves	Increase in Reserve	6,943
	Augmentation des revenus des octrois + autres municipalités	Increase in Revenue from grants & other municipality	(55,000)
	Augmentation des salaires - Formation	Increase in Salary - Training	86,838
	Assurance VFIS payé par La Nation	VFIS insurance paid by The Nation	21,500
	Dialogue	Dialogue	10,080
	Équipement de Protection	Protection Equipment	69,500
	Contrat de Service	Service Contract	6,000
	Maintenance de Building	Building Maintenance	45,000
	Hausse générale des coûts	General increase in costs	31,151
		<u>268,823</u>	
<b>3050 - Police</b>	Diminution de octrois	Decrease in grants	10,200
	Charge	Charge	(1,999,742)
	Hausse de la réquisition	Increase in requisition	313,164
	Conseil OPP	OPP Board	41,602
		<u>(1,634,776)</u>	
<b>3210 - By Law Enforcement</b>	Hausse des salaires (coût de la vie)	General increase in salaries (COLA)	8,120
	Dialogue	Dialogue	475
	Hausse générale des coûts	General increase in costs	11,245
		<u>19,840</u>	
<b>3500 - Building/Construction</b>	Hausse générale des coûts	General increase in costs	14,142
<b>3850 - Health &amp; Safety, 3800 - Health &amp; Safety</b>	Sous-Traitants	Subcontracts	8,500
	Hausse générale des coûts	General increase in costs	6,599
		<u>15,099</u>	
<b>3860 - Conservation</b>	Augmentation de requisition	Increase in requisition	4,611
		<u>4,611</u>	
		<b>Total</b>	<b>(1,312,262)</b>

## APPENDIX / ANNEXE B

to report / au rapport F-20-2024

### RÉCAPITULATION DES VARIANCES D'OPÉRATION BUDGÉTAIRE 2025 VS 2024

DÉPARTEMENT / DEPARTMENT	COMMENTAIRES	COMMENTS	HAUSSE/(BAISSE) INCREASE/(DECREASE)
<b>PUBLIC WORKS / TRAVAUX PUBLICS</b>			
<b>4000 - Transportation</b>	Réduction des transferts internes	Reduction of internal Transfer	143,153
	Hausse des salaires (coût de la vie)	General increase in salaries (COLA)	70,499
	Prime Sur Appel	On Call Premium	75,034
	Dialogue	Dialogue	4,320
	VIA Rail Réparations	Via Rail Repairs	120,000
	Emprunt - Augmentation de taux	Loan - Rate Increase	30,330
	Hausse générale des autres coûts	General variance in costs	17,951
			461,287
<b>4005 - Crossing Guard / Brigadier</b>	Changement Structure Employés	Employee Structure Change	(913)
<b>4010 - Street Lights / Lumières de r</b>	Réduction - Alignement avec actuels	Reduction - to align with Actuals	(23,000)
	<b>Total</b>	<b>Total</b>	<b>437,375</b>
<b>WATER &amp; SEWER / EAU &amp; ÉGOUT</b>			
<b>5501 - General Water &amp; Sewer</b>	Hausse des salaires (coût de la vie)	General increase in salaries (COLA)	39,410
	Dialogue	Dialogue	1,580
	Hausse général des coûts généraux	General increase in overhead Cost	35,920
	Augmentation des transferts à la Réserve	Transfer to Reserve Increase	28,542
			105,452
<b>5510 - Limoges Sewer</b>	Hausse du taux fixe + hausse des unités equivalentes	Increase in rate + more equiv units	(79,236)
	Augmentation des frais d'ingénierie + Sous contractant	Increase in engineering and subcontract costs	96,000
	Augmentation des coûts d'hydro	Increase in hydro costs	30,000
	Hausse générale des dépenses	General increase in costs	4,000
			50,764
<b>5511 - St Bernardin Sewer</b>	Hausse du taux	Increase in rate	(650)
	Hausse générale des dépenses	General increase in costs	3,700
			3,050
<b>5512 - St Albert Sewer</b>	Hausse du taux fixe + hausse des unités equivalentes	Increase in rate + more equiv units	(12,427)
	Diminution générale des dépenses - Pour refléter les actuels	General increase in costs - to reflect actuals	(9,450)
			(21,877)
<b>5513 - St Isidore Sewer</b>	Hausse du taux fixe + hausse des unités equivalentes	Increase in rate + more equiv units	(21,094)
	Hausse générale des dépenses	General increase in costs	2,625
	Réduction des coûts d'ingénierie	Reduction in engineering cost	(80,000)
			(98,469)
<b>5515 - Fournier Sewer</b>	Hausse du taux fixe + hausse des unités equivalentes	Increase in rate + more equiv units	(3,828)
	Hausse générale des dépenses	General increase in costs	4,900
			1,072
	<b>Total</b>	<b>Total</b>	<b>39,992</b>
<b>5520 - Water Limoges / Eau Limoge</b>	Hausse du taux fixe + hausse des unités equivalentes	Increase in rate + more equiv units	(304,471)
	Augmentation Maintenance	Increase in Maintenance	22,500
	Augmentation des services d'eau et égouts CR	Increase in Water & Sewer Services CR	109,596
	Augmentation transfert en réserve	Increase transfer to reserve	140,704
			(31,671)
<b>5523 - Water St isidore / Eau St Isid</b>	Hausse du taux fixe + hausse des unités equivalentes	Increase in rate + more equiv units	(48,203)
	Augmentation transfert en réserve	Increase transfer to reserve	70,238
	Hausse de la réquisition à Alfred-Plantagenet	Increase in requisition to Alfred-Plantagenet	10,000
	Emprunt complètement payé	Loan fully paid	(27,579)
	Variance compte divers & transfert à la réserve	Variance of several account & transfer to reserve	16,500
			20,956
	<b>Total</b>	<b>Total</b>	<b>(10,715)</b>
<b>ENVIRONMENT / ENVIRONNEMENT</b>			
<b>5800 - Environnement / Environnement</b>	Nouveaux employés	New employees	45,757
	Dialogue	Dialogue	566
	Hausse des salaires (coût de la vie)	General increase in salaries (COLA)	27,822
	Hausse générale des autres coûts	General variance in costs	4,500
			78,645
<b>5810 - St-Isidore Landfill / Dépotoir St-Isidore</b>	Ingénieur - Rapport d'inspection	Engineer - Inspection Report	4,893
<b>5830 - St Bernardin landfill / Dépotoir St Bernardin</b>	Ingénieur - Rapport d'inspection	Engineer - Inspection Report	4,643
<b>5835 - Fournier landfill / Dépotoir Fournier</b>	Hausse des revenus - Autres Produits	Increase in Revenue - Other Products	(2,000)
	Augmentation des taxes	Taxes increase	7,975
<b>5838 - Central Landfill / Dépotoir Centrale</b>	MECP - Équipement Travaux publics - Basé sur Audit	MECP Order - PW Equipment - Based on Audit	10,050
<b>5840 - St Albert Landfill / Dépotoir St Albert</b>	Élimination d'arbres	Remove Trees - PW Shovel	12,175
<b>5850 - Limoges Landfill / Dépotoir Limoges</b>	Élimination des branches	Branch Removal	8,250

## APPENDIX / ANNEXE B

to report / au rapport F-20-2024

### RÉCAPITULATION DES VARIANCES D'OPÉRATION BUDGÉTAIRE 2025 VS 2024

DÉPARTEMENT / DEPARTMENT	COMMENTAIRES	COMMENTS	HAUSSE/(BAISSE) INCREASE/(DECREASE)
	Réduction en revenu	Reduction in Revenue	5,000
<b>5870 - Garbage Collection / Collecte ordure</b>	Augmentation de maisons= hausse des revenus + hausse du taux Freon & Matelas Revenu de FoodCycler de 2024 renversés Augmentation des coûts de sous-contractant - augmentation de pickups	Increase in Revenue due to increase in # of households Freon & Matress 2024 Food CyclerrRevenues reversed Increase in Subcontract Cost - Increase number of pickup	(56,320) (8,000) 24,000 56,745
<b>Garbage Disposal Transfer to reserve / Disposition ordure transfert réserve</b>			(43,543)
<b>Total</b>			<b>102,513</b>
<b>RECREATION / RÉCRÉATION</b>			
<b>Municipal Contribution to Parks / Contribution municipale</b>	Transfert des cout à Recreation général - hausse dû principalement aux demandes de parc & hausse des coûts en général	Transfert of cost to General Recreation - increase due mainly to park request & general increase in overall costs	<b>18,350</b>
<b>7100 - General Recreation / Récréation générale</b>	Changements au personnel pour restructurer le département Dialogue Dons Conseil - Groupe Communautaire Hausse générale des coûts	Changes to personnel to restructure the department Dialogue Increase Donation - Community Group General increase in costs	(26,668) 1,152 (25,000) 51,065 <u>549</u>
<b>7110 - Arena St Isidore</b>	Perte de Revenu - Rénovations de la glace Pas de transfert en réserves pour la Glace Nouveaux employés Dialogue Hausse des salaires (coût de la vie) Hausse générale des coûts	Loss of Revenue - Ice Renovations No Reserve taken for Ice New employees Dialogue General increase in salaries (COLA) General increase in costs	34,450 (100,000) 68,747 1,598 19,297 34,382 <u>58,474</u>
<b>7112 - Bowling</b>	Reduction des revenus	Reduction of Revenue	3,683
<b>7113 - St Isidore hall / Centre</b>	Perte de revenu - fermeture de la salle pour rénos	Revenue Loss - Closed hall during renos	17,286
<b>7114 - Sport Bar</b>	Coûts réduits dû à la fermeture	Costs Reductions due to closing	(1,671)
<b>7130 - Caledonia hall / centre</b>	Variance compte divers - Augmentation utilisation Salle	Variance of several account - Increase in Use of Hall	12,656
<b>7135 - Fournier hall / centre</b>	Variance compte divers	Variance of several account	(1,356)
<b>7140 - St Albert hall / centre</b>	Variance compte divers	Variance of several account	(205)
<b>7150 - Limoges hall / center</b>	Variance compte divers	Variance of several account	963
<b>7160 - Complexe sportif / Sports complex</b>	Augmentation des revenus Dialogue Hausse générale des coûts	Increase in Revenue Dialogue General increase in costs	(30,500) 1,152 7,641 <u>(21,707)</u>
<b>Total</b>			<b>68,671</b>
<b>PLANNING &amp; DEVELOPMENT / AMÉNAGEMENT &amp; DÉVELOPPEMENT</b>			
<b>7300 - Planning / Urbanisme</b>	Augmentation Revenu d'ingénierie & Séparation Terrain Nouveaux employés Hausse des salaires (coût de la vie) Dialogue	Increase in Engineer Revenue & Land Severances New employees General increase in salaries (COLA) Dialogue	(29,300) 100,469 25,469 432 <u>97,070</u>
<b>7310 - Development Écono./expansion Écono.</b>	Hausse générale des coûts	General increase in costs	<b>150</b>
<b>7350 - Municipal Drain/Drainage Municipal</b>	Hausse générale des coûts	General increase in costs	<b>2,300</b>
<b>8000 - Transfer a la Bibliotheque</b>	Allocation de coûts pour services de La Nation Hausse des salaires (coût de la vie) Hausse générale des coûts	Cost Allocation for cost from La Nation General increase in salaries (COLA) General increase in costs	47,437 36,600 18,553 <u>102,590</u>
<b>GRAND TOTAL - VARIANCE COÛT D'OPÉRATIONS</b>		<b>GRAND TOTAL - VARIANCE IN OPERATING COSTS</b>	<b>(566,538)</b>

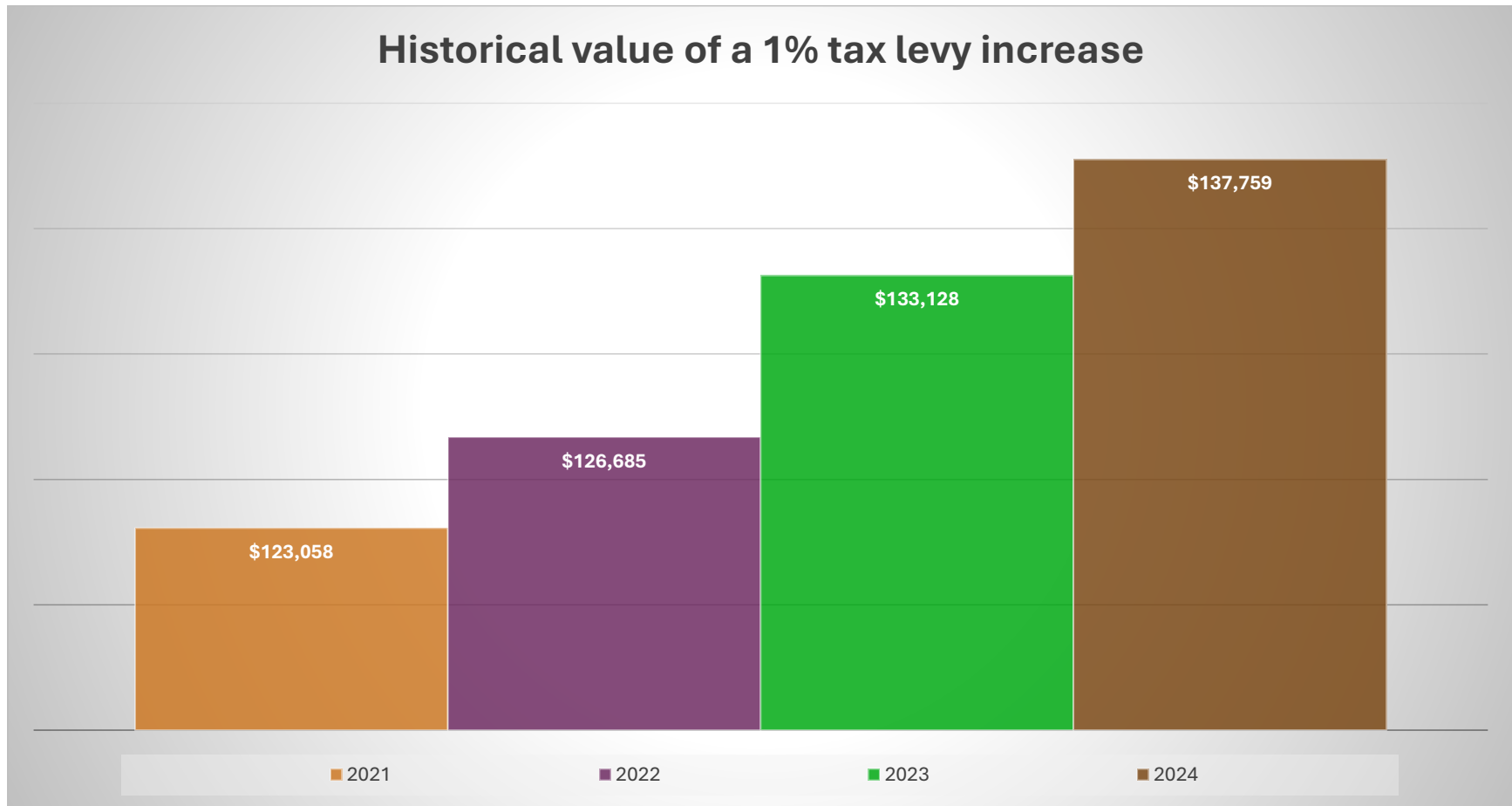
# APPENDIX / ANNEXE C

To report / Au rapport F-20-2024

THE CORPORATION OF THE NATION MUNICIPALITY

Tax Levy Statistics / Statistiques relatives au taxes municipales

---



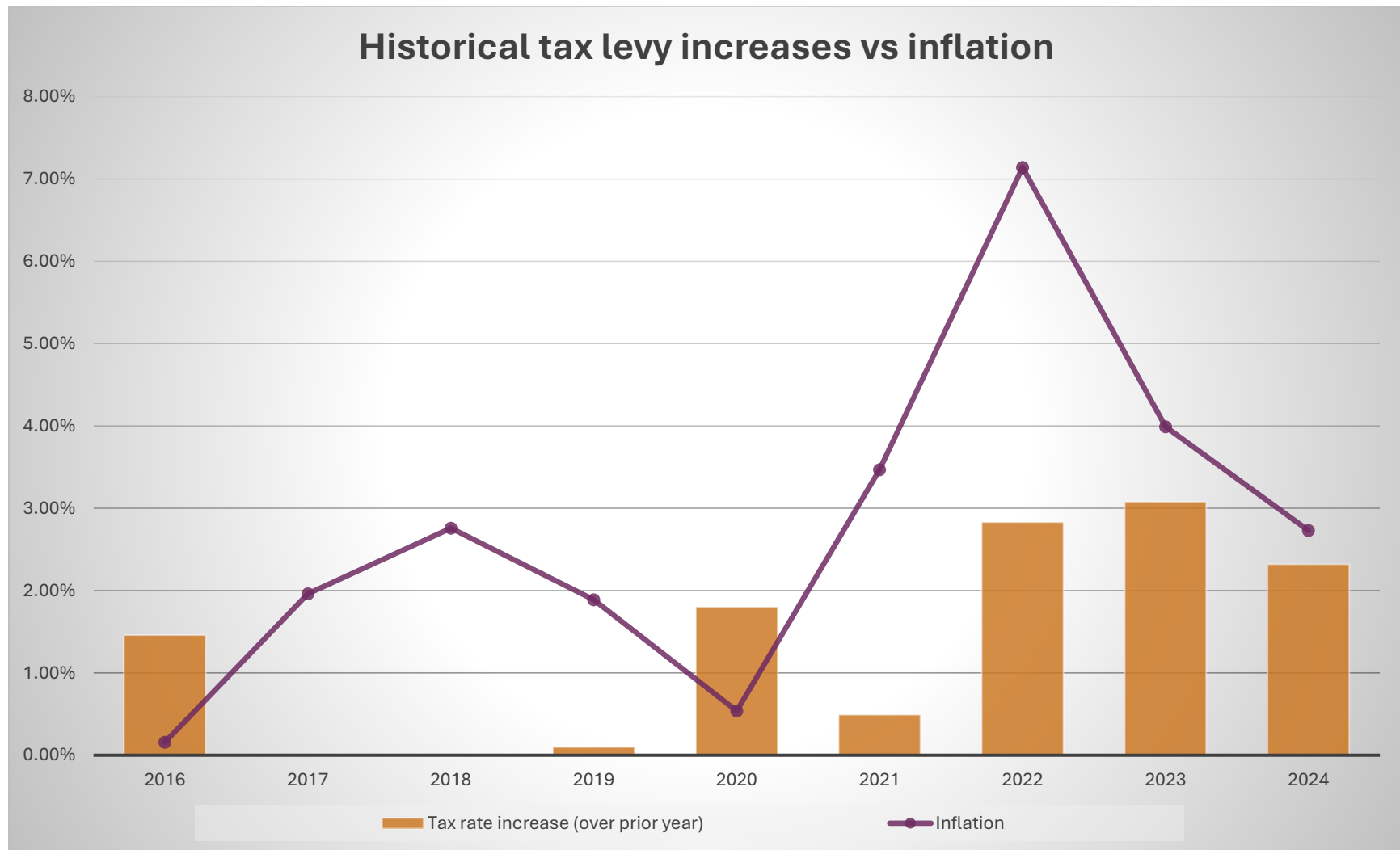


# APPENDIX / ANNEXE C

To report / Au rapport F-20-2024

THE CORPORATION OF THE NATION MUNICIPALITY

Tax Levy Statistics / Statistiques relatives au taxes municipales



# APPENDIX / ANNEXE D

To report / Au rapport F-20-2024

## WATER & WASTEWATER PROPOSED 2025 RATES

## TAUX D'EAU ET D'ÉGOUT PROPOSÉS POUR 2025

### ST-ISIDORE

Current year vs prior year billing

Facturation année courante vs année précédente

Quarterly rates / Taux trimestriels	Avg cons/qtr / Cons moy/qtr	Rate / Taux 2025	Billing / Facturation	Rate / Taux 2024	Billing / Facturation	Variance	%
Variable Water / Eau							
Tier / Palier I - 0 - 40m <sup>3</sup>	40	\$ 3.02	\$ 120.95	\$ 2.60	\$ 104.00		
Tier / Palier II - 41 - 50m <sup>3</sup>		\$ 3.72		\$ 3.10			
Tier / Palier III - 51 - 60m <sup>3</sup>		\$ 5.70		\$ 4.10			
Tier / Palier IV - > 61m <sup>3</sup>		\$ 6.70		\$ 5.10			
Fixed Water / Fixe Eau		\$ 142.78	\$ 142.78	\$ 137.18	\$ 137.18		
Sewer / Égouts		\$ 154.65	\$ 154.65	\$ 143.40	\$ 143.40		
Total Quartely invoice / Total facture trimestrielle			\$ 418.38		\$ 384.58	33.80	8.8%
# de facturations dans l'année			x 4		x 4		
<b>Total Yearly invoice / Total facture annuel</b>			<b>\$ 1,673.52</b>		<b>\$ 1,538.32</b>	<b>135.20</b>	<b>8.8%</b>
Daily cost / Coût journalier			\$ 4.58		\$ 4.21		

### LIMOGES (Water & Sewer / Eau & Égouts)

Current year vs prior year billing

Facturation année courante vs année précédente

Quarterly rates / Taux trimestriels	Avg cons/qtr / Cons moy/qtr	Rate / Taux 2025	Billing / Facturation	Rate / Taux 2024	Billing / Facturation	Variance	%
Variable Water / Eau							
Tier / Palier I - 0 - 40m <sup>3</sup>	40	2.40	96.15	2.09	83.60		
Tier / Palier II - 41 - 50m <sup>3</sup>		3.21		2.59			
Tier / Palier III - 51 - 60m <sup>3</sup>		5.64		3.59			
Tier / Palier IV - > 61m <sup>3</sup>		6.64		4.59			
Fixed Water / Fixe Eau		95.05	95.05	88.64	88.64		
Sewer / Égouts		154.65	154.65	143.40	143.40		
Total Quartely invoice / Total facture trimestrielle			345.85		315.64	30.21	9.6%
# de facturations dans l'année			x 4		x 4		
<b>Total Yearly invoice / Total facture annuel</b>			<b>1,383.40</b>		<b>1,262.56</b>	<b>120.84</b>	<b>9.6%</b>
Daily cost / Coût journalier			\$ 3.79		\$ 3.46		

### SEWER ONLY - ÉGOUTS SEULEMENT

Quarterly rates / Taux trimestriels	Rate / Taux 2025	Billing / Facturation	Rate / Taux 2024	Billing / Facturation	Variance	%
Sewer / Égouts	154.65		143.40			
Total Quartely invoice / Total facture trimestrielle		154.65		143.40	11.25	7.8%
# de facturations dans l'année		x 4		x 4		
<b>Total Yearly invoice / Total facture annuel</b>		<b>618.60</b>		<b>573.60</b>	<b>45.00</b>	<b>7.8%</b>
Daily cost / Coût journalier		\$ 1.69		\$ 1.57		

# APPENDIX / ANNEXE D

To report / Au rapport F-20-2024

## WATER & WASTEWATER PROPOSED 2025 RATES

## TAUX D'EAU ET D'ÉGOUT PROPOSÉS POUR 2025

### LIMOGES (Water only / Eau seulement)

Current year vs prior year billing

Facturation année courante vs année précédente

Quarterly rates / Taux trimestriels	Avg cons/qtr / Cons moy/qrt	Rate / Taux 2025	Billing / Facturation	Rate / Taux 2024	Billing / Facturation	Variance	%
Variable Water / Eau							
Tier / Palier I - 0 - 40m <sup>3</sup>	40	2.40	96.15	2.09	83.60		
Tier / Palier II - 41 - 50m <sup>3</sup>		3.21		2.59			
Tier / Palier III - 51 - 60m <sup>3</sup>		5.64		3.59			
Tier / Palier IV - > 61m <sup>3</sup>		6.64		4.59			
Fixed Water / Fixe Eau		95.05	95.05	88.64	88.64		
Backwash / Décharge (Variable)		0.22	8.80	0.21	8.40		
<b>Total Quartely invoice / Total facture trimestrielle</b>			200.00		180.64	19.36	10.7%
# de facturations dans l'année			x 4		x 4		
<b>Total Yearly invoice / Total facture annuel</b>			<b>800.00</b>		<b>722.56</b>	<b>77.43</b>	<b>10.7%</b>
Daily cost / Coût journalier			\$ 2.19		\$ 1.98		

# **APPENDIX / ANNEXE E**

To report / Au rapport F-20-2024

**OPP COMMUNICATIONS 2024 & 2025**

**COMMUNICATIONS DE L'OPP 2024 & 2025**

---

## **2025 COMMUNICATIONS**

## OPP 2025 Annual Billing Statement

### The Nation M

Estimated costs for the period January 1 to December 31, 2025

Please refer to [www.opp.ca](http://www.opp.ca) for 2025 Municipal Policing Billing General Information summary for further details.

			<u>Cost per Property \$</u>	<u>Total Cost \$</u>
<b>Base Service</b>	<b>Property Counts</b>			
	Household	5,405		
	Commercial and Industrial	264		
	<b>Total Properties</b>	<u>5,669</u>	189.44	1,073,911
<b>Calls for Service</b>	(see summaries)			
	Total all municipalities	209,489,870		
	Municipal portion	0.3407%	125.92	713,835
<b>Overtime</b>	(see notes)		10.41	59,009
<b>Prisoner Transportation</b>	(per property cost)		1.67	9,467
<b>Accommodation/Cleaning Services</b>	(per property cost)		<u>5.70</u>	<u>32,313</u>
<b>Total 2025 Estimated Cost</b>			<u><b>333.13</b></u>	<b>1,888,535</b>
<b>2023 Year-End Adjustment</b>	(see summary)			95,005
<b>Grand Total Billing for 2025</b>				<u><b>1,983,540</b></u>
<b>2025 Monthly Billing Amount</b>				<b>165,295</b>

## OPP 2025 Annual Billing Statement

### The Nation M

Estimated costs for the period January 1 to December 31, 2025

#### Notes to Annual Billing Statement

- 1) Municipal Base Services and Calls for Service Costs - The costs allocated to municipalities are determined based on the costs assigned to detachment staff performing municipal policing activities across the province. A statistical analysis of activity in detachments is used to determine the municipal policing workload allocation of all detachment-based staff as well as the allocation of the municipal workload between base services and calls for service activity. For 2025 billing purposes the allocation of the municipal workload in detachments has been calculated to be 50.7 % Base Services and 49.3 % Calls for Service. The total 2025 Base Services and Calls for Service cost calculation is detailed on the Base Services and Calls for Service Cost Summary included in the municipal billing package.
- 2) Base Services - The cost to each municipality is determined by the number of properties in the municipality and the standard province-wide average cost per property of \$189.44 estimated for 2025. The number of municipal properties is determined based on MPAC data. The calculation of the standard province-wide base cost per property is detailed on Base Services and Calls for Service Cost Summary included in the municipal billing package.
- 3) Calls for Service - The municipality's Calls for Service cost is a proportionate share of the total cost of municipal calls for service costs calculated for the province. A municipality's proportionate share of the costs is based on weighted time standards applied to the historical billable calls for service. The municipality's total weighted time is calculated as a percentage of the total of all municipalities.
- 4) Overtime - Municipalities are billed for overtime resulting from occurrences in their geographic area and a portion of overtime that is not linked specifically to a municipality, such as training. Municipalities are not charged for overtime identified as a provincial responsibility. The overtime activity for the calendar years 2020, 2021, 2022, and 2023 has been analyzed and averaged to estimate the 2025 costs. The costs incorporate the estimated 2025 salary rates and a discount to reflect overtime paid as time in lieu. The overtime costs incurred in servicing detachments for shift shortages have been allocated on a per property basis based on straight time. Please be advised that these costs will be reconciled to actual 2025 hours and salary rates and included in the 2027 Annual Billing Statement.
- 5) Court Security and Prisoner Transportation (CSPT) - Municipalities with court security responsibilities in local courthouses are billed court security costs based on the cost of the staff required to provide designated court security activities. Prisoner transportation costs are charged to all municipalities based on the standard province-wide per property cost. The 2025 costs have been estimated based on the 2023 activity levels. These costs will be reconciled to the actual cost of service required in 2025.  
  
There was no information available about the status of 2025 Court Security Prisoner Transportation Grant Program at the time of the Annual Billing Statement preparation.
- 6) Year-end Adjustment - The 2023 adjustment accounts for the difference between the amount billed based on the estimated cost in the Annual Billing Statement and the reconciled cost in the Year-end Summary. The most significant year-end adjustments are resulting from the cost of actual versus estimated municipal requirements for overtime, contract enhancements and court security.

**OPP 2025 Estimated Base Services and Calls for Service Cost Summary**

Estimated Costs for the period January 1, 2025 to December 31, 2025

Salaries and Benefits	Positions	Base		Total Base Services and Calls for Service	Base Services	Calls for Service	
		FTE	%				\$/FTE
<b>Uniform Members</b>	<b>Note 1</b>						
Inspector		26.56	100.0	187,318	4,975,177	4,975,177	-
Staff Sergeant-Detachment Commander		8.60	100.0	156,717	1,347,770	1,347,770	-
Staff Sergeant		38.53	100.0	168,657	6,498,335	6,498,335	-
Sergeant		226.23	50.7	143,480	32,459,478	16,460,024	15,999,454
Constable		1,618.15	50.7	120,835	195,529,705	99,147,813	96,381,892
Part-Time Constable		11.97	50.7	91,572	1,096,112	555,839	540,272
<b>Total Uniform Salaries</b>		<b>1,930.04</b>			<b>241,906,577</b>	<b>128,984,959</b>	<b>112,921,618</b>
Statutory Holiday Payout				6,207	11,906,411	6,262,929	5,643,483
Shift Premiums				1,129	2,095,821	1,062,740	1,033,081
Uniform Benefits - Inspector				29.47%	1,466,114	1,466,114	-
Uniform Benefits - Full-Time Salaries				36.38%	85,791,541	44,909,750	40,881,790
Uniform Benefits - Part-Time Salaries				18.75%	205,571	104,245	101,326
<b>Total Uniform Salaries &amp; Benefits</b>					<b>343,372,035</b>	<b>182,790,737</b>	<b>160,581,298</b>
<b>Detachment Civilian Members</b>	<b>Note 1</b>						
Detachment Administrative Clerk		164.29	50.7	75,342	12,377,949	6,276,748	6,101,201
Detachment Operations Clerk		3.41	50.7	69,798	238,011	120,750	117,260
Detachment Clerk - Typist		1.74	50.7	62,349	108,488	54,867	53,620
Court Officer - Administration		28.73	50.7	92,124	2,646,719	1,342,245	1,304,474
Crimestoppers Co-ordinator		0.89	50.7	73,240	65,184	32,958	32,226
Cadet		1.62	50.7	51,219	82,974	41,999	40,975
<b>Total Detachment Civilian Salaries</b>		<b>200.68</b>			<b>15,519,324</b>	<b>7,869,568</b>	<b>7,649,757</b>
Civilian Benefits - Full-Time Salaries				36.13%	5,606,608	2,843,009	2,763,599
<b>Total Detachment Civilian Salaries &amp; Benefits</b>					<b>21,125,933</b>	<b>10,712,577</b>	<b>10,413,355</b>
<b>Support Costs - Salaries and Benefits</b>	<b>Note 2</b>						
Communication Operators				6,682	12,896,527	6,782,230	6,114,297
Prisoner Guards				2,061	3,977,812	2,091,915	1,885,897
Operational Support				7,119	13,739,955	7,225,785	6,514,170
RHQ Municipal Support				3,208	6,191,568	3,256,120	2,935,448
Telephone Support				157	303,016	159,355	143,661
Office Automation Support				938	1,810,378	952,070	858,308
Mobile and Portable Radio Support				357	693,298	364,522	328,776
<b>Total Support Staff Salaries and Benefits Costs</b>					<b>39,612,554</b>	<b>20,831,997</b>	<b>18,780,557</b>
<b>Total Salaries &amp; Benefits</b>					<b>404,110,521</b>	<b>214,335,311</b>	<b>189,775,210</b>
<b>Other Direct Operating Expenses</b>	<b>Note 2</b>						
Communication Centre				150	289,506	152,250	137,256
Operational Support				1,112	2,146,204	1,128,680	1,017,524
RHQ Municipal Support				360	694,814	365,400	329,414
Telephone				1,458	2,813,998	1,479,870	1,334,128
Mobile Radio Equipment Repairs & Maintenance				168	326,258	171,540	154,718
Office Automation - Uniform				4,487	8,660,089	4,554,305	4,105,784
Office Automation - Civilian				1,154	231,585	116,485	115,100
Vehicle Usage				10,219	19,723,079	10,372,285	9,350,794
Detachment Supplies & Equipment				1,073	2,070,933	1,089,095	981,838
Uniform & Equipment				2,360	4,583,144	2,409,725	2,173,418
Uniform & Equipment - Court Officer				1,037	29,793	15,109	14,684
<b>Total Other Direct Operating Expenses</b>					<b>41,569,403</b>	<b>21,854,744</b>	<b>19,714,660</b>
<b>Total 2025 Municipal Base Services and Calls for Service Cost</b>					<b>\$ 445,679,925</b>	<b>\$ 236,190,055</b>	<b>\$ 209,489,870</b>
<b>Total OPP-Policed Municipal Properties</b>						<b>1,246,809</b>	
<b>Base Services Cost per Property</b>						<b>\$ 189.44</b>	

## OPP 2025 Estimated Base Services and Calls for Service Cost Summary

Estimated Costs for the period January 1, 2025 to December 31, 2025

### Notes:

Total Base Services and Calls for Service Costs are based on the cost of salary, benefit, support and other direct operating expenses for staff providing policing services to municipalities. Staff is measured in full-time equivalent (FTE) units and the costs per FTE are described in the notes below.

- 1) Full-time equivalents (FTEs) are based on average municipal detachment staffing levels for the years 2020 through 2023. Contract enhancements, court security, prisoner transportation and cleaning staff are excluded.

The equivalent of 85.71 FTEs with a cost of \$17,779,996 has been excluded from municipal costs to reflect the average municipal detachment FTEs required for provincially-mandated responsibilities eligible for Provincial Service Usage credit.

Salary rates are based on weighted average rates for municipal detachment staff by rank, level, and classification. The 2025 salaries incorporate the 2025 general salary rate increase set in the 2023 to 2026 OPPA Uniform and Civilian Agreements (uniform and civilian staff - 4.75% in 2023, 4.50% in 2024 and 2.75% in 2025.)

The benefit rates are estimated based on the most recent rates set by the Treasury Board Secretariat, (2024-25). Statutory Holiday Payouts, Shift Premiums, and Benefit costs are subject to reconciliation.

Two new premiums were added in these new agreements: a 3% Frontline Patrol Premium (which applies to Constables and Sergeants in Frontline roles only) and a 3% Second-In-Command Premium (which applies to members when temporarily backfilling a short term platoon command position.) An allowance of \$2,101 per Constable FTE and \$3,330 per Sergeant FTE for the Frontline Patrol Premium and \$76 per Constable FTE for the Second-In-Command premium have been included in the salary rates for Constables and Sergeants. These allowances are subject to reconciliation.

FTEs have been apportioned between Base Services and Calls for Service costs based on the current ratio, 50.7% Base Services : 49.3% Calls for Service.

- 2) Support Staff Costs and Other Direct Operating Expenses for uniform FTEs are calculated on a per FTE basis as per rates set in the 2024 Municipal Policing Cost-Recovery Formula.



## OPP 2025 Calls for Service Billing Summary

### The Nation M

Estimated costs for the period January 1 to December 31, 2025

Calls for Service Billing Workgroups	Calls for Service Count					2025 Average Time Standard	Total Weighted Time	% of Total Provincial Weighted Time	2025 Estimated Calls for Service Cost
	2020	2021	2022	2023	Four Year Average				
					A	B	C = A * B		
	Note 1							Note 2	Note 3
Drug Possession	7	16	3	1	7	5.9	40	0.0022%	4,581
Drugs	4	3	2	0	2	88.1	198	0.0109%	22,801
Operational	447	443	461	456	452	3.9	1,762	0.0967%	202,658
Operational 2	212	207	183	239	210	1.7	357	0.0196%	41,114
Other Criminal Code Violations	47	25	38	28	35	7.1	245	0.0134%	28,176
Property Crime Violations	287	246	199	221	238	6.2	1,477	0.0811%	169,913
Statutes & Acts	135	129	120	121	126	3.5	442	0.0243%	50,828
Traffic	156	143	191	142	158	3.8	600	0.0330%	69,063
Violent Criminal Code	71	67	79	76	73	14.8	1,084	0.0595%	124,701
<b>Municipal Totals</b>	<b>1,366</b>	<b>1,279</b>	<b>1,276</b>	<b>1,284</b>	<b>1,301</b>		<b>6,206</b>	<b>0.3407%</b>	<b>\$713,835</b>

### Provincial Totals (Note 4)

Calls for Service Billing Workgroups	Calls for Service Count					2025 Average Time Standard	Total Weighted Time	% of Total Provincial Weighted Time	2025 Estimated Calls for Service Cost
	2020	2021	2022	2023	Four Year Average				
					A	B	C = A * B		
	Note 1							Note 2	Note 3
Drug Possession	2,803	2,979	2,483	2,363	2,657	5.9	15,676	0.8608%	1,803,207
Drugs	1,127	1,050	797	920	974	88.1	85,765	4.7092%	9,865,380
Operational	178,171	180,823	176,502	180,423	178,980	3.9	698,021	38.3272%	80,291,662
Operational 2	48,046	48,395	46,304	47,019	47,441	1.7	80,650	4.4283%	9,276,939
Other Criminal Code Violations	12,123	12,103	12,206	12,931	12,341	7.1	87,619	4.8110%	10,078,638
Property Crime Violations	46,799	47,403	48,878	49,446	48,132	6.2	298,415	16.3855%	34,325,987
Statutes & Acts	31,261	32,888	32,697	34,047	32,723	3.5	114,531	6.2887%	13,174,266
Traffic	32,067	34,757	38,776	32,713	34,578	3.8	131,397	7.2148%	15,114,318
Violent Criminal Code	19,343	20,055	21,513	22,640	20,888	14.8	309,139	16.9743%	35,559,474
<b>Provincial Totals</b>	<b>371,740</b>	<b>380,453</b>	<b>380,156</b>	<b>382,502</b>	<b>378,713</b>		<b>1,821,214</b>	<b>100%</b>	<b>\$209,489,870</b>

### Notes to Calls for Service Billing Summary

- 1) Displayed without decimal places, exact numbers used in calculations
- 2) Displayed to four decimal places, nine decimal places used in calculations
- 3) Total costs rounded to zero decimals
- 4) Provincial Totals exclude data for dissolutions and post-2021 municipal police force amalgamations.

This page intentionally left blank

**OPP 2025 Calls for Service Details**  
**The Nation M**  
**For the calendar years 2020 to 2023**

Calls for Service Billing Workgroups	Calls for Service Count				Four Year Average
	2020	2021	2022	2023	
<b>Grand Total</b>	<b>1,366</b>	<b>1,279</b>	<b>1,276</b>	<b>1,284</b>	<b>1,301.25</b>
Drug Possession	7	16	3	1	6.75
Drug Related Occurrence	3	9	1	1	3.50
Possession - Cocaine	2	2	0	0	1.00
Possession - Methamphetamine (Crystal Meth)	2	1	1	0	1.00
Possession - Methylenedioxyamphetamine (Ecstasy)	0	1	0	0	0.25
Possession - Other Controlled Drugs and Substances Act	0	3	1	0	1.00
Drugs	4	3	2	0	2.25
Drug Operation - Residential Grow Outdoor	0	1	0	0	0.25
Possession of cannabis for purpose of selling	0	1	0	0	0.25
Trafficking - Cocaine	2	0	0	0	0.50
Trafficking - Methamphetamine (Crystal Meth)	1	0	0	0	0.25
Trafficking - Other Controlled Drugs and Substances Act	1	1	2	0	1.00
Operational	447	443	461	456	451.75
Accident - non-MVC - Master Code	3	2	1	2	2.00
Alarm - Others	0	0	0	1	0.25
Animal - Bite	1	1	3	2	1.75
Animal - Dog Owners Liability Act	1	2	0	1	1.00
Animal - Injured	3	4	2	3	3.00
Animal - Left in Vehicle	0	2	1	0	0.75
Animal - Master Code	0	5	0	1	1.50
Animal - Other	3	2	2	5	3.00
Animal - Stray	9	7	13	8	9.25
Assist Fire Department	2	2	4	4	3.00
Assist Public	91	114	130	90	106.25
By-Law - Master Code	3	0	0	1	1.00
Distressed / Overdue Motorist	1	0	2	6	2.25
Dogs By-Law	0	1	0	1	0.50
Domestic Disturbance	64	68	66	80	69.50
Family Dispute	37	47	48	49	45.25
Fire - Building	5	5	8	2	5.00
Fire - Other	1	3	0	0	1.00
Fire - Vehicle	7	1	5	3	4.00
Firearms (Discharge) By-Law	0	1	0	1	0.50
Found - Bicycles	1	0	0	0	0.25
Found - Computer, parts & accessories	0	0	1	0	0.25
Found - Gun	0	0	1	0	0.25
Found - License Plate	0	1	0	0	0.25
Found - Others	0	0	0	1	0.25
Found - Personal Accessories	2	0	0	1	0.75
Found Property - Master Code	2	3	3	6	3.50
Insecure Condition - Master Code	3	1	2	2	2.00
Lost - Computer, parts & accessories	1	0	0	0	0.25
Lost - Household Property	0	0	1	0	0.25
Lost - License Plate	1	0	0	1	0.50

## OPP 2025 Calls for Service Details

### The Nation M

For the calendar years 2020 to 2023

Calls for Service Billing Workgroups	Calls for Service Count				Four Year Average
	2020	2021	2022	2023	
Lost - Personal Accessories	1	1	1	3	1.50
Lost - Vehicle Accessories	1	0	0	0	0.25
Lost Property - Master Code	3	2	2	3	2.50
Medical Assistance - Other	1	0	0	0	0.25
Missing Person - Master Code	0	0	2	0	0.50
Missing Person 12 & older	3	4	3	0	2.50
Missing Person Located 12 & older	9	5	7	6	6.75
Missing Person Located Under 12	2	0	1	1	1.00
Neighbour Dispute	40	36	36	37	37.25
Noise By-Law	1	0	0	0	0.25
Noise Complaint - Animal	2	3	1	0	1.50
Noise Complaint - Master Code	32	18	18	9	19.25
Noise Complaint - Others	7	3	0	0	2.50
Noise Complaint - Residence	3	1	0	1	1.25
Noise Complaint - Vehicle	2	0	0	0	0.50
Other Municipal By-Laws	6	2	1	2	2.75
Overdose/Suspected Overdose	0	1	0	0	0.25
Phone - Nuisance - No Charges Laid	4	1	2	4	2.75
Phone - Obscene - No Charges Laid	1	0	0	0	0.25
Phone - Other - No Charges Laid	0	2	0	1	0.75
Phone - Threatening - No Charges Laid	0	1	0	2	0.75
Sudden Death - Accidental	0	2	2	0	1.00
Sudden Death - Master Code	0	0	2	1	0.75
Sudden Death - Natural Causes	10	9	10	6	8.75
Sudden Death - Others	2	1	0	0	0.75
Sudden Death - Suicide	0	1	0	0	0.25
Suspicious Person	31	24	26	48	32.25
Suspicious Substance / Odour	0	0	0	1	0.25
Suspicious vehicle	25	22	21	30	24.50
Traffic By-Law	1	0	0	0	0.25
Trouble with Youth	2	15	10	15	10.50
Unwanted Persons	15	15	20	13	15.75
Vehicle Recovered - All Terrain Vehicles	0	1	0	0	0.25
Vehicle Recovered - Automobile	2	0	1	1	1.00
Vehicle Recovered - Master Code	0	0	0	1	0.25
Vehicle Recovered - Motorcycles	0	1	0	0	0.25
Vehicle Recovered - Trucks	0	0	2	0	0.50
Operational 2	212	207	183	239	210.25
911 call - Dropped Cell	49	31	28	61	42.25
911 call / 911 hang up	36	43	17	28	31.00
False Alarm - Cancelled	1	0	0	0	0.25
False Alarm - Others	83	90	94	112	94.75
False Holdup Alarm - Accidental Trip	11	5	5	3	6.00
Keep the Peace	32	38	39	35	36.00
Other Criminal Code Violations	47	25	38	28	34.50

**OPP 2025 Calls for Service Details**  
**The Nation M**  
**For the calendar years 2020 to 2023**

Calls for Service Billing Workgroups	Calls for Service Count				Four Year Average
	2020	2021	2022	2023	
Animals - Others	1	0	0	0	0.25
Animals - Unnecessary suffering	0	1	0	0	0.25
Bail Violations - Fail To Comply	24	11	12	14	15.25
Bail Violations - Master Code	0	2	1	0	0.75
Bail Violations - Others	0	1	0	1	0.50
Breach of Probation	3	1	9	7	5.00
Causing unnecessary suffering to Animals	0	0	1	0	0.25
Child Pornography - Making or distributing	0	1	0	0	0.25
Child Pornography - Possess child pornography	0	0	2	0	0.50
Contraband Tobacco	1	0	0	0	0.25
Counterfeit Money - Master Code	0	0	2	0	0.50
Disobey court order / Misconduct executing process	0	1	0	0	0.25
Disturb the Peace	2	1	6	2	2.75
Indecent acts - exposure to person under 16	0	0	0	1	0.25
Indecent acts - Master Code	0	1	0	0	0.25
Indecent acts - Other	1	0	0	0	0.25
Obstruct Public Peace Officer	2	1	0	0	0.75
Offensive Weapons - Careless use of firearms	3	0	1	0	1.00
Offensive Weapons - Carry concealed	0	1	0	0	0.25
Offensive Weapons - Explosives	0	1	0	0	0.25
Offensive Weapons - Other Offensive Weapons	2	0	0	0	0.50
Offensive Weapons - Other Weapons Offences	1	0	0	0	0.25
Offensive Weapons - Possession of Weapons	1	0	1	0	0.50
Offensive Weapons - Prohibited	0	0	1	0	0.25
Offensive Weapons - Weapons Trafficking	0	0	0	1	0.25
Possess Firearm while prohibited	1	0	0	0	0.25
Possession Of Counterfeit Money	0	0	1	0	0.25
Public Mischief - mislead peace officer	3	0	0	1	1.00
Public Morals	1	0	0	0	0.25
Trespass at Night	0	1	1	0	0.50
Utter Threats to damage property	1	1	0	0	0.50
Utter Threats to Property / Animals	0	0	0	1	0.25
<b>Property Crime Violations</b>	<b>287</b>	<b>246</b>	<b>199</b>	<b>221</b>	<b>238.25</b>
Altering/Destroying/Removing a vehicle identification number	0	0	1	0	0.25
Arson - Building	0	0	1	0	0.25
Break & Enter	17	6	8	11	10.50
Fraud - Account closed	0	2	0	0	0.50
Fraud - False Pretence Over \$5,000	2	0	2	1	1.25
Fraud - False Pretence Under \$5,000	1	4	4	1	2.50
Fraud - Forgery & Uttering	4	1	1	1	1.75
Fraud - Fraud through mails	3	0	0	0	0.75
Fraud - Master Code	4	7	6	5	5.50
Fraud - Money/property/security Over \$5,000	9	15	13	10	11.75
Fraud - Money/property/security Under \$5,000	25	7	12	9	13.25
Fraud - Other	20	24	10	26	20.00

## OPP 2025 Calls for Service Details

### The Nation M

For the calendar years 2020 to 2023

Calls for Service Billing Workgroups	Calls for Service Count				Four Year Average
	2020	2021	2022	2023	
Fraud - Steal/Forge/Poss./Use Credit Card	7	3	7	5	5.50
Fraud - Welfare benefits	0	2	0	1	0.75
Identity Fraud	98	73	28	25	56.00
Identity Theft	6	4	4	4	4.50
Interfere with lawful use, enjoyment of property	3	3	2	2	2.50
Mischief	17	15	17	28	19.25
Mischief Graffiti - Non-Gang Related	2	0	0	1	0.75
Mischief with Data	0	0	0	1	0.25
Personation with Intent (fraud)	12	8	10	8	9.50
Possession of Stolen Goods over \$5,000	1	0	2	3	1.50
Property Damage	3	7	3	1	3.50
Theft Over - Master Code	1	0	2	2	1.25
Theft from Motor Vehicles Over \$5,000	0	1	2	0	0.75
Theft from Motor Vehicles Under \$5,000	5	6	6	5	5.50
Theft of - All Terrain Vehicles	0	0	1	0	0.25
Theft of - Automobile	1	3	3	7	3.50
Theft of - Construction Vehicles	0	0	0	1	0.25
Theft of - Farm Vehicles	1	1	0	0	0.50
Theft of - Mail	1	1	0	0	0.50
Theft of - Trucks	1	1	2	3	1.75
Theft of Motor Vehicle	4	7	11	20	10.50
Theft Over \$5,000 - Boat (Vessel)	0	1	1	0	0.50
Theft Over \$5,000 - Farm Equipment	0	0	1	0	0.25
Theft Over \$5,000 - Other Theft	1	2	1	4	2.00
Theft Over \$5,000 - Persons	1	0	0	0	0.25
Theft Over \$5,000 - Trailers	0	1	2	5	2.00
Theft Under \$5,000 - Building	1	1	0	1	0.75
Theft Under \$5,000 - Construction Site	0	0	0	1	0.25
Theft Under \$5,000 - Farm Agricultural Produce	0	1	1	0	0.50
Theft Under \$5,000 - Farm Equipment	0	0	0	1	0.25
Theft Under \$5,000 - Gasoline Drive-off	15	12	7	4	9.50
Theft Under \$5,000 - Master Code	5	9	4	4	5.50
Theft Under \$5,000 - Other Theft	15	14	18	17	16.00
Theft Under \$5,000 - Persons	0	0	1	0	0.25
Theft Under \$5,000 - Trailers	0	1	1	3	1.25
Theft Under \$5,000 Shoplifting	1	2	2	0	1.25
Trafficking in Stolen Goods over \$5,000	0	0	1	0	0.25
Unlawful in a dwelling house	0	1	0	0	0.25
Willful act / Omission likely to cause mischief	0	0	1	0	0.25
<b>Statutes &amp; Acts</b>	<b>135</b>	<b>129</b>	<b>120</b>	<b>121</b>	<b>126.25</b>
Custody Dispute	1	1	1	1	1.00
Family Law Act - Custody/Access order	0	1	0	0	0.25
Landlord / Tenant	27	34	33	25	29.75
Mental Health Act	18	26	28	27	24.75
Mental Health Act - Apprehension	2	10	11	15	9.50

## OPP 2025 Calls for Service Details

### The Nation M

For the calendar years 2020 to 2023

Calls for Service Billing Workgroups	Calls for Service Count				Four Year Average
	2020	2021	2022	2023	
Mental Health Act - Attempt Suicide	10	8	7	11	9.00
Mental Health Act - No contact with Police	1	3	3	4	2.75
Mental Health Act - Placed on Form	8	6	6	4	6.00
Mental Health Act - Threat of Suicide	24	15	10	17	16.50
Mental Health Act - Voluntary Transport	13	8	6	10	9.25
Trespass To Property Act	30	17	15	7	17.25
Youth Criminal Justice Act (YCJA)	1	0	0	0	0.25
Traffic	156	143	191	142	158.00
MVC - Fatal (Motor Vehicle Collision)	0	2	1	2	1.25
MVC - Others (Motor Vehicle Collision)	0	3	4	2	2.25
MVC - Personal Injury (Motor Vehicle Collision)	23	19	16	9	16.75
MVC - Prop. Dam. Failed to Remain (Motor Vehicle Collision)	7	1	5	11	6.00
MVC - Prop. Dam. Non Reportable (Motor Vehicle Collision)	49	28	49	36	40.50
MVC - Prop. Dam. Reportable (Motor Vehicle Collision)	71	76	106	81	83.50
MVC (Motor Vehicle Collision) - Master Code	6	14	10	1	7.75
Violent Criminal Code	71	67	79	76	73.25
Abduction Under 14	0	1	0	0	0.25
Arson - Disregard for Human Life	0	1	0	0	0.25
Assault - Level 1	23	22	23	31	24.75
Assault With Weapon or Causing Bodily Harm - Level 2	11	7	5	10	8.25
Counsel/Aid/Abet Person to commit suicide	0	0	1	0	0.25
Criminal Harassment	8	11	10	3	8.00
Criminal Harassment - Offender Unknown	1	0	0	0	0.25
Criminal Negligence - Bodily Harm	0	1	0	1	0.50
Extortion	0	2	4	1	1.75
Forcible confinement	1	0	0	0	0.25
Incest	0	1	1	0	0.50
Indecent / Harassing Communications	1	2	6	6	3.75
Non-Consensual Distribution of Intimate Images	0	1	0	0	0.25
Other Assaults / Admin Noxious thing	0	0	1	0	0.25
Robbery - With Threat of Violence	1	0	0	0	0.25
Sexual Assault	11	7	7	7	8.00
Sexual Assault With a Weapon	1	0	0	0	0.25
Sexual Interference	2	3	5	3	3.25
Sexual offence occurring prior to January 4, 1983	0	0	1	0	0.25
Using firearm (or imitation) in commission of offence	0	0	1	0	0.25
Utter Threats - Master Code	1	0	1	1	0.75
Utter Threats to Person	9	8	13	12	10.50
Voyeurism	1	0	0	1	0.50

This page intentionally left blank



**OPP 2023 Reconciled Year-End Summary**  
**The Nation M**  
**Reconciled cost for the period January 1 to December 31, 2023**

			<u>Cost per Property \$</u>	<u>Reconciled Cost \$</u>	<u>Estimated Cost \$</u>
<b>Base Service</b>	<b>Property Counts</b>				
	Household	5,200			
	Commercial and Industrial	251			
	Total Properties	<u>5,451</u>	174.11	949,100	903,023
<b>Calls for Service</b>					
	Total all municipalities	187,830,598			
	Municipal portion	0.3593%	123.81	674,884	641,635
<b>Overtime</b>			11.33	61,742	48,626
<b>Prisoner Transportation</b>	(per property cost)		1.45	7,904	6,378
<b>Accommodation/Cleaning Services</b>	(per property cost)		5.06	27,582	26,546
<b>Total 2023 Costs</b>			<u><u>315.76</u></u>	<u>1,721,212</u>	<u>1,626,208</u>
<b>2023 Billed Amount</b>				<u>1,626,207</u>	
<b>2023 Year-End-Adjustment</b>				<u><u>95,005</u></u>	

**Notes**

The Year-End Adjustment above is included as an adjustment on the 2025 Billing Statement.  
This amount is incorporated into the monthly invoice amount for 2025.  
The difference between the estimated and billed amount is due to rounding the bills to the nearest dollar throughout the year.

This page intentionally left blank

# **APPENDIX / ANNEXE E**

To report / Au rapport F-20-2024

**OPP COMMUNICATIONS 2024 & 2025**

**COMMUNICATIONS DE L'OPP 2024 & 2025**

---

## **2024 COMMUNICATIONS**

## OPP 2024 Annual Billing Statement

### The Nation M

Estimated costs for the period January 1 to December 31, 2024

Please refer to [www.opp.ca](http://www.opp.ca) for 2024 Municipal Policing Billing General Information summary for further details.

			<b>Cost per Property \$</b>	<b>Total Cost \$</b>
<b>Base Service</b>	<b>Property Counts</b>			
	Household	5,343		
	Commercial and Industrial	254		
	<b>Total Properties</b>	<u>5,597</u>	165.59	926,788
<b>Calls for Service</b>	(see summaries)			
	Total all municipalities	183,003,471		
	Municipal portion	0.3519%	115.06	644,008
<b>Overtime</b>	(see notes)		8.97	50,195
<b>Prisoner Transportation</b>	(per property cost)		1.12	6,269
<b>Accommodation/Cleaning Services</b>	(per property cost)		4.90	27,425
<b>Total 2024 Estimated Cost</b>			<u><u>295.64</u></u>	<u><u>1,654,684</u></u>
<b>2022 Year-End Adjustment</b>	(see summary)			15,192
<b>Grand Total Billing for 2024</b>				<u><u>1,669,876</u></u>
<b>2024 Monthly Billing Amount</b>				<b>139,156</b>

## OPP 2024 Annual Billing Statement

### The Nation M

Estimated costs for the period January 1 to December 31, 2024

#### Notes to Annual Billing Statement

- 1) Municipal Base Services and Calls for Service Costs - The costs allocated to municipalities are determined based on the costs assigned to detachment staff performing municipal policing activities across the province. A statistical analysis of activity in detachments is used to determine the municipal policing workload allocation of all detachment-based staff as well as the allocation of the municipal workload between base services and calls for service activity. For 2024 billing purposes the allocation of the municipal workload in detachments has been calculated to be 50.4 % Base Services and 49.6 % Calls for Service. The total 2024 Base Services and Calls for Service cost calculation is detailed on the Base Services and Calls for Service Cost Summary included in the municipal billing package.
- 2) Base Services - The cost to each municipality is determined by the number of properties in the municipality and the standard province-wide average cost per property of \$165.59 estimated for 2024. The number of municipal properties is determined based on MPAC data. The calculation of the standard province-wide base cost per property is detailed on Base Services and Calls for Service Cost Summary included in the municipal billing package.
- 3) Calls for Service - The municipality's Calls for Service cost is a proportionate share of the total cost of municipal calls for service costs calculated for the province. A municipality's proportionate share of the costs is based on weighted time standards applied to the historical billable calls for service. The municipality's total weighted time is calculated as a percentage of the total of all municipalities.
- 4) Overtime - Municipalities are billed for overtime resulting from occurrences in their geographic area and a portion of overtime that is not linked specifically to a municipality, such as training. Municipalities are not charged for overtime identified as a provincial responsibility. The overtime activity for the calendar years 2019, 2020, 2021 and 2022 has been analyzed and averaged to estimate the 2024 costs. The costs incorporate the estimated 2024 salary rates and a discount to reflect overtime paid as time in lieu. The overtime costs incurred in servicing detachments for shift shortages have been allocated on a per property basis based on straight time. Please be advised that these costs will be reconciled to actual 2024 hours and salary rates and included in the 2026 Annual Billing Statement.
- 5) Court Security and Prisoner Transportation (CSPT) - Municipalities with court security responsibilities in local courthouses are billed court security costs based on the cost of the staff required to provide designated court security activities. Prisoner transportation costs are charged to all municipalities based on the standard province-wide per property cost. The 2024 costs have been estimated based on the 2022 activity levels. These costs will be reconciled to the actual cost of service required in 2024.  
  
There was no information available about the status of 2024 Court Security Prisoner Transportation Grant Program at the time of the Annual Billing Statement preparation.
- 6) Year-end Adjustment - The 2022 adjustment accounts for the difference between the amount billed based on the estimated cost in the Annual Billing Statement and the reconciled cost in the Year-end Summary. The most significant year-end adjustments are resulting from the cost of actual versus estimated municipal requirements for overtime, contract enhancements and court security.

**OPP 2024 Estimated Base Services and Calls for Service Cost Summary**

Estimated Costs for the period January 1, 2024 to December 31, 2024

Salaries and Benefits	Positions	Base		Total Base Services and Calls for Service	Base Services	Calls for Service
		FTE	%	\$/FTE	\$	\$
<b>Uniform Members</b>	<b>Note 1</b>					
Inspector	26.21	100.0	170,155	4,459,769	4,459,769	-
Staff Sergeant-Detachment Commander	9.14	100.0	152,475	1,393,620	1,393,620	-
Staff Sergeant	36.76	100.0	142,419	5,235,312	5,235,312	-
Sergeant	222.37	50.4	127,275	28,302,242	14,275,214	14,027,027
Constable	1,613.61	50.4	108,173	174,548,615	88,038,548	86,510,067
Part-Time Constable	15.08	50.4	86,989	1,311,789	661,984	649,805
<b>Total Uniform Salaries</b>	<b>1,923.17</b>			<b>215,251,347</b>	<b>114,064,447</b>	<b>101,186,900</b>
Statutory Holiday Payout			5,132	9,792,492	5,122,546	4,669,947
Shift Premiums			1,130	2,091,727	1,055,028	1,036,699
Uniform Benefits - Inspector			26.47%	1,180,501	1,180,501	-
Uniform Benefits - Full-Time Salaries			32.44%	67,955,243	35,341,010	32,614,233
Uniform Benefits - Part-Time Salaries			15.71%	206,082	103,998	102,084
<b>Total Uniform Salaries &amp; Benefits</b>				<b>296,477,393</b>	<b>156,867,530</b>	<b>139,609,863</b>
<b>Detachment Civilian Members</b>	<b>Note 1</b>					
Detachment Administrative Clerk	168.12	50.4	68,433	11,505,025	5,803,153	5,701,872
Detachment Operations Clerk	2.08	50.4	64,421	133,996	67,642	66,354
Detachment Clerk - Typist	1.06	50.4	56,545	59,938	29,969	29,969
Court Officer - Administration	25.63	50.4	69,834	1,789,843	902,952	886,891
Crimestoppers Co-ordinator	0.83	50.4	65,987	54,769	27,715	27,055
Cadet	0.68	50.4	46,454	31,588	15,794	15,794
<b>Total Detachment Civilian Salaries</b>	<b>198.40</b>			<b>13,575,160</b>	<b>6,847,226</b>	<b>6,727,934</b>
Civilian Benefits - Full-Time Salaries			33.98%	4,612,839	2,326,687	2,286,152
<b>Total Detachment Civilian Salaries &amp; Benefits</b>				<b>18,187,999</b>	<b>9,173,913</b>	<b>9,014,086</b>
<b>Support Costs - Salaries and Benefits</b>						
Communication Operators			6,228	11,977,503	6,263,811	5,713,692
Prisoner Guards			1,996	3,838,647	2,007,477	1,831,170
Operational Support			6,080	11,692,874	6,114,960	5,577,914
RHQ Municipal Support			2,751	5,290,641	2,766,818	2,523,822
Telephone Support			141	271,167	141,811	129,356
Office Automation Support			875	1,682,774	880,031	802,743
Mobile and Portable Radio Support			282	546,587	285,768	260,819
<b>Total Support Staff Salaries and Benefits Costs</b>				<b>35,300,192</b>	<b>18,460,676</b>	<b>16,839,516</b>
<b>Total Salaries &amp; Benefits</b>				<b>349,965,584</b>	<b>184,502,118</b>	<b>165,463,465</b>
<b>Other Direct Operating Expenses</b>	<b>Note 2</b>					
Communication Centre			155	298,091	155,891	142,200
Operational Support			1,018	1,957,787	1,023,854	933,934
RHQ Municipal Support			212	407,712	213,219	194,493
Telephone			1,582	3,042,455	1,591,097	1,451,358
Mobile Radio Equipment Repairs & Maintenance			147	284,923	148,964	135,959
Office Automation - Uniform			3,019	5,806,050	3,036,359	2,769,691
Office Automation - Civilian			1,154	228,954	115,088	113,865
Vehicle Usage			9,975	19,183,621	10,032,356	9,151,265
Detachment Supplies & Equipment			548	1,053,897	551,151	502,746
Uniform & Equipment			2,305	4,467,666	2,335,795	2,131,871
Uniform & Equipment - Court Officer			994	25,476	12,852	12,624
<b>Total Other Direct Operating Expenses</b>				<b>36,756,632</b>	<b>19,216,626</b>	<b>17,540,006</b>
<b>Total 2024 Municipal Base Services and Calls for Service Cost</b>				<b>\$ 386,722,216</b>	<b>\$ 203,718,745</b>	<b>\$ 183,003,471</b>
<b>Total OPP-Policed Municipal Properties</b>					<b>1,230,286</b>	
<b>Base Services Cost per Property</b>					<b>\$ 165.59</b>	

## OPP 2024 Estimated Base Services and Calls for Service Cost Summary

Estimated Costs for the period January 1, 2024 to December 31, 2024

### Notes:

Total Base Services and Calls for Service Costs are based on the cost of salary, benefit, support and other direct operating expenses for staff providing policing services to municipalities. Staff is measured in full-time equivalent (FTE) units and the costs per FTE are described in the notes below.

- 1) Full-time equivalents (FTEs) are based on average municipal detachment staffing levels for the years 2019 through 2022. Contract enhancements, court security, prisoner transportation and cleaning staff are excluded.

The equivalent of 88.28 FTEs with a cost of \$15,971,805 has been excluded from municipal costs to reflect the average municipal detachment FTEs required for provincially-mandated responsibilities eligible for Provincial Service Usage credit.

Salary rates are based on weighted average rates for municipal detachment staff by rank, level, and classification. The 2024 salaries are estimated with an effective overall general salary rate increase of 2.01% applied to the 2022 rates in the 2019 to 2022 OPPA Uniform and Civilian Collective Agreements, updated agreement negotiations are underway. The rate increase represents a 1% overall general salary rate increases applied for the 2023 and 2024 calendar years. The 2023 and 2024 salary costs will be reconciled based on rates set in applicable collective agreement settlements. The benefit rates are estimated based on the most recent rates set by the Treasury Board Secretariat, (2023-24). Statutory Holiday Payouts, Shift Premiums, and Benefit costs are subject to reconciliation.

FTEs have been apportioned between Base Services and Calls for Service costs based on the current ratio, 50.4% Base Services : 49.6% Calls for Service.

- 2) Support Staff Costs and Other Direct Operating Expenses for uniform FTEs are calculated on a per FTE basis as per rates set in the 2023 Municipal Policing Cost-Recovery Formula.

## OPP 2024 Calls for Service Billing Summary

### The Nation M

Estimated costs for the period January 1 to December 31, 2024

Calls for Service Billing Workgroups	Calls for Service Count					2024 Average Time Standard	Total Weighted Time	% of Total Provincial Weighted Time	2024 Estimated Calls for Service Cost
	2019	2020	2021	2022	Four Year Average				
	A					B	C = A * B		
	Note 1							Note 2	Note 3
Drug Possession	0	7	16	3	7	6.9	45	0.0025%	4,515
Drugs	1	4	3	2	3	80.6	202	0.0111%	20,284
Operational	467	447	443	461	455	3.8	1,727	0.0950%	173,863
Operational 2	602	212	207	183	301	1.5	452	0.0248%	45,451
Other Criminal Code Violations	27	47	25	38	34	7.3	250	0.0138%	25,169
Property Crime Violations	236	287	246	199	242	6.3	1,525	0.0839%	153,478
Statutes & Acts	104	135	129	120	122	3.5	427	0.0235%	42,985
Traffic	142	156	143	191	158	3.8	600	0.0330%	60,441
Violent Criminal Code	87	71	67	79	76	15.4	1,170	0.0644%	117,821
<b>Municipal Totals</b>	<b>1,666</b>	<b>1,366</b>	<b>1,279</b>	<b>1,276</b>	<b>1,397</b>		<b>6,397</b>	<b>0.3519%</b>	<b>\$644,008</b>

### Provincial Totals (Note 4)

Calls for Service Billing Workgroups	Calls for Service Count					2024 Average Time Standard	Total Weighted Time	% of Total Provincial Weighted Time	2024 Estimated Calls for Service Cost
	2019	2020	2021	2022	Four Year Average				
	A					B	C = A * B		
	Note 1							Note 2	Note 3
Drug Possession	2,613	2,790	2,966	2,473	2,711	6.9	18,702	1.0288%	1,882,731
Drugs	880	1,130	1,049	794	963	80.6	77,638	4.2708%	7,815,625
Operational	171,990	177,344	179,926	175,732	176,248	3.8	669,742	36.8416%	67,421,351
Operational 2	119,115	47,881	48,223	46,150	65,342	1.5	98,013	5.3916%	9,866,770
Other Criminal Code Violations	12,263	12,075	12,067	12,166	12,143	7.3	88,642	4.8761%	8,923,384
Property Crime Violations	52,344	46,517	47,206	48,643	48,678	6.3	306,668	16.8694%	30,871,552
Statutes & Acts	28,234	31,126	32,714	32,603	31,169	3.5	109,092	6.0010%	10,982,066
Traffic	38,738	32,001	34,658	38,679	36,019	3.8	136,872	7.5291%	13,778,594
Violent Criminal Code	20,497	19,283	19,967	21,429	20,294	15.4	312,528	17.1917%	31,461,399
<b>Provincial Totals</b>	<b>446,674</b>	<b>370,147</b>	<b>378,776</b>	<b>378,669</b>	<b>393,567</b>		<b>1,817,899</b>	<b>100%</b>	<b>\$183,003,471</b>

### Notes to Calls for Service Billing Summary

- 1) Displayed without decimal places, exact numbers used in calculations
- 2) Displayed to four decimal places, nine decimal places used in calculations
- 3) Total costs rounded to zero decimals
- 4) Provincial Totals exclude data for dissolutions and post-2020 municipal police force amalgamations.



This page intentionally left blank

**OPP 2024 Calls for Service Details**  
**The Nation M**  
**For the calendar years 2019 to 2022**

Calls for Service Billing Workgroups	Calls for Service Count				Four Year Average
	2019	2020	2021	2022	
<b>Grand Total</b>	<b>1,666</b>	<b>1,366</b>	<b>1,279</b>	<b>1,276</b>	<b>1,396.75</b>
Drug Possession	0	7	16	3	6.50
Drug Related Occurrence	0	3	9	1	3.25
Possession - Cocaine	0	2	2	0	1.00
Possession - Methamphetamine (Crystal Meth)	0	2	1	1	1.00
Possession - Methylenedioxyamphetamine (Ecstasy)	0	0	1	0	0.25
Possession - Other Controlled Drugs and Substances Act	0	0	3	1	1.00
Drugs	1	4	3	2	2.50
Drug Operation - Residential Grow Outdoor	0	0	1	0	0.25
Possession of cannabis for purpose of selling	0	0	1	0	0.25
Trafficking - Cocaine	1	2	0	0	0.75
Trafficking - Methamphetamine (Crystal Meth)	0	1	0	0	0.25
Trafficking - Other Controlled Drugs and Substances Act	0	1	1	2	1.00
Operational	467	447	443	461	454.50
Accident - non-MVC - Master Code	0	3	2	1	1.50
Alarm - Holdup	1	0	0	0	0.25
Alarm - Master Code	1	0	0	0	0.25
Alarm - Others	4	0	0	0	1.00
Animal - Bite	0	1	1	3	1.25
Animal - Dog Owners Liability Act	1	1	2	0	1.00
Animal - Injured	2	3	4	2	2.75
Animal - Left in Vehicle	1	0	2	1	1.00
Animal - Master Code	1	0	5	0	1.50
Animal - Other	12	3	2	2	4.75
Animal - Stray	3	9	7	13	8.00
Assist Fire Department	0	2	2	4	2.00
Assist Public	120	91	114	130	113.75
By-Law - Master Code	0	3	0	0	0.75
Distressed / Overdue Motorist	0	1	0	2	0.75
Dogs By-Law	2	0	1	0	0.75
Domestic Disturbance	52	64	68	66	62.50
Family Dispute	55	37	47	48	46.75
Fire - Building	5	5	5	8	5.75
Fire - Other	0	1	3	0	1.00
Fire - Vehicle	2	7	1	5	3.75
Firearms (Discharge) By-Law	1	0	1	0	0.50
Found - Bicycles	0	1	0	0	0.25
Found - Computer, parts & accessories	0	0	0	1	0.25
Found - Gun	1	0	0	1	0.50
Found - Household Property	1	0	0	0	0.25
Found - License Plate	0	0	1	0	0.25
Found - Others	3	0	0	0	0.75
Found - Personal Accessories	2	2	0	0	1.00
Found - Radio, TV, Sound-Reprod. Equip.	1	0	0	0	0.25
Found - Vehicle Accessories	1	0	0	0	0.25

**OPP 2024 Calls for Service Details**  
**The Nation M**  
**For the calendar years 2019 to 2022**

Calls for Service Billing Workgroups	Calls for Service Count				Four Year Average
	2019	2020	2021	2022	
Found Property - Master Code	6	2	3	3	3.50
Insecure Condition - Building	1	0	0	0	0.25
Insecure Condition - Master Code	1	3	1	2	1.75
Insecure Condition - Others	1	0	0	0	0.25
Lost - Computer, parts & accessories	0	1	0	0	0.25
Lost - Household Property	0	0	0	1	0.25
Lost - License Plate	2	1	0	0	0.75
Lost - Personal Accessories	2	1	1	1	1.25
Lost - Vehicle Accessories	0	1	0	0	0.25
Lost Property - Master Code	2	3	2	2	2.25
Medical Assistance - Other	2	1	0	0	0.75
Missing Person - Master Code	0	0	0	2	0.50
Missing Person 12 & older	9	3	4	3	4.75
Missing Person Located 12 & older	7	9	5	7	7.00
Missing Person Located Under 12	1	2	0	1	1.00
Missing Person under 12	3	0	0	0	0.75
Neighbour Dispute	17	40	36	36	32.25
Noise By-Law	1	1	0	0	0.50
Noise Complaint - Animal	2	2	3	1	2.00
Noise Complaint - Master Code	4	32	18	18	18.00
Noise Complaint - Others	1	7	3	0	2.75
Noise Complaint - Residence	12	3	1	0	4.00
Noise Complaint - Vehicle	0	2	0	0	0.50
Other Municipal By-Laws	5	6	2	1	3.50
Overdose/Suspected Overdose	0	0	1	0	0.25
Phone - Nuisance - No Charges Laid	6	4	1	2	3.25
Phone - Obscene - No Charges Laid	0	1	0	0	0.25
Phone - Other - No Charges Laid	1	0	2	0	0.75
Phone - Threatening - No Charges Laid	2	0	1	0	0.75
Sudden Death - Accidental	0	0	2	2	1.00
Sudden Death - Master Code	0	0	0	2	0.50
Sudden Death - Natural Causes	6	10	9	10	8.75
Sudden Death - Others	2	2	1	0	1.25
Sudden Death - Suicide	2	0	1	0	0.75
Suspicious Person	38	31	24	26	29.75
Suspicious vehicle	27	25	22	21	23.75
Traffic By-Law	0	1	0	0	0.25
Trouble with Youth	18	2	15	10	11.25
Unwanted Persons	9	15	15	20	14.75
Vehicle Recovered - All Terrain Vehicles	0	0	1	0	0.25
Vehicle Recovered - Automobile	5	2	0	1	2.00
Vehicle Recovered - Motorcycles	0	0	1	0	0.25
Vehicle Recovered - Trucks	0	0	0	2	0.50
Operational 2	602	212	207	183	301.00
911 call - Dropped Cell	204	49	31	28	78.00

## OPP 2024 Calls for Service Details

The Nation M

For the calendar years 2019 to 2022

Calls for Service Billing Workgroups	Calls for Service Count				Four Year Average
	2019	2020	2021	2022	
911 call / 911 hang up	196	36	43	17	73.00
911 hang up - Pocket Dial	71	0	0	0	17.75
False Alarm - Accidental Trip	17	0	0	0	4.25
False Alarm - Cancelled	20	1	0	0	5.25
False Alarm - Malfunction	21	0	0	0	5.25
False Alarm - Others	45	83	90	94	78.00
False Holdup Alarm - Accidental Trip	1	11	5	5	5.50
False Holdup Alarm - Malfunction	1	0	0	0	0.25
Keep the Peace	26	32	38	39	33.75
Other Criminal Code Violations	27	47	25	38	34.25
Animals - Others	0	1	0	0	0.25
Animals - Unnecessary suffering	0	0	1	0	0.25
Bail Violations - Fail To Comply	11	24	11	12	14.50
Bail Violations - Master Code	0	0	2	1	0.75
Bail Violations - Others	0	0	1	0	0.25
Breach of Probation	8	3	1	9	5.25
Causing unnecessary suffering to Animals	0	0	0	1	0.25
Child Pornography - Making or distributing	0	0	1	0	0.25
Child Pornography - Possess child pornography	0	0	0	2	0.50
Contraband Tobacco	0	1	0	0	0.25
Counterfeit Money - Master Code	0	0	0	2	0.50
Counterfeit Money - Others	2	0	0	0	0.50
Disobey court order / Misconduct executing process	0	0	1	0	0.25
Disturb the Peace	2	2	1	6	2.75
Indecent acts - Master Code	0	0	1	0	0.25
Indecent acts - Other	0	1	0	0	0.25
Nudity - public/private property	1	0	0	0	0.25
Obstruct Public Peace Officer	1	2	1	0	1.00
Offensive Weapons - Careless use of firearms	0	3	0	1	1.00
Offensive Weapons - Carry concealed	0	0	1	0	0.25
Offensive Weapons - Explosives	0	0	1	0	0.25
Offensive Weapons - Other Offensive Weapons	0	2	0	0	0.50
Offensive Weapons - Other Weapons Offences	0	1	0	0	0.25
Offensive Weapons - Possession of Weapons	0	1	0	1	0.50
Offensive Weapons - Prohibited	0	0	0	1	0.25
Possess Firearm while prohibited	0	1	0	0	0.25
Possession Of Counterfeit Money	0	0	0	1	0.25
Public Mischief - mislead peace officer	1	3	0	0	1.00
Public Morals	1	1	0	0	0.50
Trespass at Night	0	0	1	1	0.50
Utter Threats to damage property	0	1	1	0	0.50
Property Crime Violations	236	287	246	199	242.00
Altering/Destroying/Removing a vehicle identification number	0	0	0	1	0.25
Arson - Building	0	0	0	1	0.25
Break & Enter	13	17	6	8	11.00

**OPP 2024 Calls for Service Details**  
**The Nation M**  
**For the calendar years 2019 to 2022**

Calls for Service Billing Workgroups	Calls for Service Count				Four Year Average
	2019	2020	2021	2022	
Break & Enter - Firearms	1	0	0	0	0.25
Fraud - Account closed	0	0	2	0	0.50
Fraud - False Pretence Over \$5,000	1	2	0	2	1.25
Fraud - False Pretence Under \$5,000	1	1	4	4	2.50
Fraud - Forgery & Uttering	1	4	1	1	1.75
Fraud - Fraud through mails	4	3	0	0	1.75
Fraud - Master Code	2	4	7	6	4.75
Fraud - Money/property/security Over \$5,000	7	9	15	13	11.00
Fraud - Money/property/security Under \$5,000	18	25	7	12	15.50
Fraud - Other	31	20	24	10	21.25
Fraud - Steal/Forge/Poss./Use Credit Card	13	7	3	7	7.50
Fraud - Welfare benefits	0	0	2	0	0.50
Identity Fraud	23	98	73	28	55.50
Identity Theft	2	6	4	4	4.00
Interfere with lawful use, enjoyment of property	1	3	3	2	2.25
Mischief	25	17	15	17	18.50
Mischief Graffiti - Non-Gang Related	1	2	0	0	0.75
Personation with Intent (fraud)	7	12	8	10	9.25
Possession of Stolen Goods over \$5,000	0	1	0	2	0.75
Possession of Stolen Goods under \$5,000	4	0	0	0	1.00
Property Damage	8	3	7	3	5.25
Theft Over - Master Code	0	1	0	2	0.75
Theft from Motor Vehicles Over \$5,000	1	0	1	2	1.00
Theft from Motor Vehicles Under \$5,000	3	5	6	6	5.00
Theft of - All Terrain Vehicles	2	0	0	1	0.75
Theft of - Automobile	3	1	3	3	2.50
Theft of - Construction Vehicles	1	0	0	0	0.25
Theft of - Farm Vehicles	0	1	1	0	0.50
Theft of - Mail	1	1	1	0	0.75
Theft of - Trucks	1	1	1	2	1.25
Theft of Motor Vehicle	8	4	7	11	7.50
Theft Over \$5,000 - Boat (Vessel)	0	0	1	1	0.50
Theft Over \$5,000 - Farm Equipment	0	0	0	1	0.25
Theft Over \$5,000 - Other Theft	3	1	2	1	1.75
Theft Over \$5,000 - Persons	1	1	0	0	0.50
Theft Over \$5,000 - Trailers	1	0	1	2	1.00
Theft Under \$5,000 - Building	0	1	1	0	0.50
Theft Under \$5,000 - Construction Site	1	0	0	0	0.25
Theft Under \$5,000 - Farm Agricultural Produce	0	0	1	1	0.50
Theft Under \$5,000 - Farm Equipment	1	0	0	0	0.25
Theft Under \$5,000 - Gasoline Drive-off	16	15	12	7	12.50
Theft Under \$5,000 - Master Code	0	5	9	4	4.50
Theft Under \$5,000 - Other Theft	25	15	14	18	18.00
Theft Under \$5,000 - Persons	1	0	0	1	0.50
Theft Under \$5,000 - Trailers	2	0	1	1	1.00

## OPP 2024 Calls for Service Details

### The Nation M

For the calendar years 2019 to 2022

Calls for Service Billing Workgroups	Calls for Service Count				Four Year Average
	2019	2020	2021	2022	
Theft Under \$5,000 Shoplifting	2	1	2	2	1.75
Trafficking in Stolen Goods over \$5,000	0	0	0	1	0.25
Unlawful in a dwelling house	0	0	1	0	0.25
Willful act / Omission likely to cause mischief	0	0	0	1	0.25
<b>Statutes &amp; Acts</b>	<b>104</b>	<b>135</b>	<b>129</b>	<b>120</b>	<b>122.00</b>
Custody Dispute	1	1	1	1	1.00
Family Law Act - Custody/Access order	0	0	1	0	0.25
Family Law Act - Other	1	0	0	0	0.25
Landlord / Tenant	23	27	34	33	29.25
Mental Health Act	22	18	26	28	23.50
Mental Health Act - Apprehension	0	2	10	11	5.75
Mental Health Act - Attempt Suicide	4	10	8	7	7.25
Mental Health Act - No contact with Police	0	1	3	3	1.75
Mental Health Act - Placed on Form	3	8	6	6	5.75
Mental Health Act - Threat of Suicide	23	24	15	10	18.00
Mental Health Act - Voluntary Transport	9	13	8	6	9.00
Trespass To Property Act	18	30	17	15	20.00
Youth Criminal Justice Act (YCJA)	0	1	0	0	0.25
<b>Traffic</b>	<b>142</b>	<b>156</b>	<b>143</b>	<b>191</b>	<b>158.00</b>
MVC - Fatal (Motor Vehicle Collision)	0	0	2	1	0.75
MVC - Others (Motor Vehicle Collision)	0	0	3	4	1.75
MVC - Personal Injury (Motor Vehicle Collision)	23	23	19	16	20.25
MVC - Prop. Dam. Failed to Remain (Motor Vehicle Collision)	13	7	1	5	6.50
MVC - Prop. Dam. Non Reportable (Motor Vehicle Collision)	38	49	28	49	41.00
MVC - Prop. Dam. Reportable (Motor Vehicle Collision)	66	71	76	106	79.75
MVC (Motor Vehicle Collision) - Master Code	2	6	14	10	8.00
<b>Violent Criminal Code</b>	<b>87</b>	<b>71</b>	<b>67</b>	<b>79</b>	<b>76.00</b>
Abduction Under 14	0	0	1	0	0.25
Aggravated Assault - Level 3	1	0	0	0	0.25
Arson - Disregard for Human Life	0	0	1	0	0.25
Assault - Level 1	32	23	22	23	25.00
Assault With Weapon or Causing Bodily Harm - Level 2	5	11	7	5	7.00
Counsel/Aid/Abet Person to commit suicide	0	0	0	1	0.25
Criminal Harassment	13	8	11	10	10.50
Criminal Harassment - Offender Unknown	0	1	0	0	0.25
Criminal Negligence - Bodily Harm	0	0	1	0	0.25
Extortion	1	0	2	4	1.75
Forcible confinement	0	1	0	0	0.25
Incest	0	0	1	1	0.50
Indecent / Harassing Communications	1	1	2	6	2.50
Non-Consensual Distribution of Intimate Images	1	0	1	0	0.50
Other Assaults / Admin Noxious thing	0	0	0	1	0.25
Robbery - Other	1	0	0	0	0.25
Robbery - With Threat of Violence	1	1	0	0	0.50
Sexual Assault	14	11	7	7	9.75

**OPP 2024 Calls for Service Details**  
**The Nation M**  
**For the calendar years 2019 to 2022**

Calls for Service Billing Workgroups	Calls for Service Count				Four Year Average
	2019	2020	2021	2022	
Sexual Assault With a Weapon	0	1	0	0	0.25
Sexual Interference	2	2	3	5	3.00
Sexual offence occurring prior to January 4, 1983	0	0	0	1	0.25
Using firearm (or imitation) in commission of offence	0	0	0	1	0.25
Utter Threats - Master Code	0	1	0	1	0.50
Utter Threats to Person	15	9	8	13	11.25
Voyeurism	0	1	0	0	0.25

**OPP 2022 Reconciled Year-End Summary**  
**The Nation M**  
**Reconciled cost for the period January 1 to December 31, 2022**

			<u>Cost per Property \$</u>	<u>Reconciled Cost \$</u>	<u>Estimated Cost \$</u>
<b>Base Service</b>	<b>Property Counts</b>				
	Household	5,143			
	Commercial and Industrial	<u>246</u>			
	Total Properties	<u><u>5,389</u></u>	172.74	930,910	927,294
<b>Calls for Service</b>	Total all municipalities	177,916,859			
	Municipal portion	0.3707%	122.40	659,588	655,840
<b>Overtime</b>			10.37	55,870	44,545
<b>Prisoner Transportation</b>	(per property cost)		1.08	5,820	9,215
<b>Accommodation/Cleaning Services</b>	(per property cost)		<u>4.81</u>	<u>25,921</u>	<u>26,029</u>
<b>Total 2022 Costs</b>			<u><u>311.40</u></u>	<u><u>1,678,109</u></u>	<u><u>1,662,922</u></u>
<b>2022 Billed Amount</b>				<u><u>1,662,917</u></u>	
<b>2022 Year-End-Adjustment</b>				<u><u>15,192</u></u>	

**Notes**

The Year-End Adjustment above is included as an adjustment on the 2024 Billing Statement.  
This amount is incorporated into the monthly invoice amount for 2024.  
The difference between the estimated and billed amount is due to rounding the bills to the nearest dollar throughout the year.



This page intentionally left blank